

City of Redlands  
2007-2008  
Adopted Budget

REVENUE DETAIL

	2005-06 ACTUAL (AUDITED)	2006-07 ADJUSTED BUDGET	2006-07 12 MONTH ESTIMATED	2007-08 COUNCIL ADOPTED
<b><u>PROPERTY TAXES</u></b>				
3000 Current Secured Taxes	13,729,836	16,836,555	17,191,900	18,050,000
3001 Current Unsecured Taxes	435,051	455,000	455,000	470,000
3002 Supplemental Secured Taxes	733,257	600,000	475,000	400,000
3003 Supplemental Unsecured Taxes	108,337	75,000	125,000	100,000
3004 Secured PY Taxes	445,946	550,000	400,000	450,000
3005 Unsecured PY Taxes	33,385	36,000	30,000	40,000
3006 Supplemental PY Taxes	308,182	330,000	585,000	550,000
3007 Possessory Interest Taxes	156,512	176,000	176,000	180,000
<b>TOTAL PROPERTY TAXES</b>	<b>15,950,506</b>	<b>19,058,555</b>	<b>19,437,900</b>	<b>20,240,000</b>
<b><u>OTHER TAXES</u></b>				
3019 Sales Tax Compensation	3,412,661	3,650,000	2,993,362	3,300,000
3020 Sales and Use Tax	11,165,340	11,470,000	11,406,638	12,400,000
3023 Pub Safety Sales Tx	689,687	780,000	790,000	900,000
3030 Property Transfer Tax	557,909	525,000	662,238	700,000
3040 Transient Occupancy Tax	641,652	700,000	700,000	750,000
3050 Franchise Fees	1,097,157	1,200,000	3,454,000	4,100,000
3060 Mining Tax	384,821	370,000	380,000	410,000
<b>TOTAL OTHER TAXES</b>	<b>17,949,227</b>	<b>18,695,000</b>	<b>20,386,238</b>	<b>22,560,000</b>
<b><u>OTHER REVENUES</u></b>				
3100 Business License	2,366,237	2,200,000	2,400,000	2,500,000
3101 Dog License	41,550	43,000	43,000	45,000
3210 Motor Vehicle Fees	509,820	500,000	515,000	525,000
3211 Off-Highway License Fees	1,072	2,400	2,400	2,250
3215 Mandated Cost Reimbursement	204,973	55,000	154,000	175,000
3305 Cost Recover/Reimb Expenditure	8,561	35,000	70,000	25,000
3309 Application/Filing Fee	0	0	60,000	160,000
3315 City Attny Services	70,311	101,000	28,000	30,000
3400 City Ordinance Violation	137,209	150,000	140,000	145,000
3412 General Gov't Overhead	2,935,741	2,994,457	2,838,933	2,946,813
3510 Investment Income	1,063,660	500,000	465,000	450,000
3512 Returned Check Charges	240	300	300	300

City of Redlands  
2007-2008  
Adopted Budget

REVENUE DETAIL

	2005-06 ACTUAL (AUDITED)	2006-07 ADJUSTED BUDGET	2006-07 12 MONTH ESTIMATED	2007-08 COUNCIL ADOPTED
<b><u>OTHER REVENUES (CONT)</u></b>				
3515 Land Sale Proceeds	0	0	0	600,000
3516 Sale of Surplus Property	50,067	40,000	100,000	50,000
3520 Rental Income	173,474	120,000	252,000	200,000
3530 Miscellaneous Receipts	22,912	40,000	40,000	25,000
3533 Misc Taxable Sales	0	1,000	0	0
3590 Donations	5,000	14,000	4,250	5,000
3760 Bad Debt Recovery	6,789	4,000	4,200	5,000
<b>TOTAL OTHER REVENUE</b>	<b>7,597,616</b>	<b>6,800,157</b>	<b>7,117,083</b>	<b>7,889,363</b>
<b>TOTAL GENERAL GOVERNMENT</b>	<b>41,497,349</b>	<b>44,553,712</b>	<b>46,941,221</b>	<b>50,689,363</b>
<b><u>COMMUNITY DEVELOPMENT</u></b>				
3110 Agricultural Preserve Removal	4,100	4,100	4,100	5,190
3111 State Mandated Gen Plan Review	170,429	135,000	214,000	190,000
3112 General Plan Amendments	20,800	20,000	20,000	20,000
3113 Building Permits	848,496	940,521	900,904	900,000
3114 Electrical Permits	188,219	220,751	125,000	139,530
3115 Plumbing Permits	93,350	90,000	86,000	88,143
3117 HVAC Permits	58,622	55,000	71,171	60,000
3119 Cert of Occupancy	27,125	27,000	27,780	27,000
3120 Pool and Spa Permits	32,353	40,000	5,000	35,000
3121 Sign Permit	24,824	25,000	25,000	25,000
3122 Demolition Permits	9,150	7,000	8,000	10,000
3123 Roofing Permits	16,176	20,000	0	20,000
3124 Plan Check	434,059	455,000	508,255	460,000
3138 East Valley Corridor	1,800	0	6,225	0
3140 Specific Plan	18,682	16,600	14,600	25,000
3142 Conditional Use Permit	103,985	110,000	90,000	110,000
3144 Variances	43,775	45,000	40,000	45,000
3146 Building Moving	2,000	1,000	0	1,000
3148 CRA Review	87,395	65,000	85,000	85,000
3152 Map Review	92,720	80,000	105,000	100,000

City of Redlands  
2007-2008  
Adopted Budget

REVENUE DETAIL

	2005-06 ACTUAL (AUDITED)	2006-07 ADJUSTED BUDGET	2006-07 12 MONTH ESTIMATED	2007-08 COUNCIL ADOPTED
<b><u>COMMUNITY DEVELOPMENT (CONT)</u></b>				
3153 Street Vacation	11,950	5,490	11,415	9,875
3154 Environmental Impact	150,749	230,000	207,000	200,000
3158 Residential Development Alloc	39,150	21,750	34,800	21,150
3160 Planning Appeal Processing	0	500	500	500
3162 Home Occupation Permit	13,902	14,000	14,000	14,000
3164 Ordinance Amendment	23,600	19,000	14,250	20,000
3175 Development Agreements	0	0	3,500	8,640
3176 Annexation Agreements	2,000	18,000	1,815	10,000
3178 Preannexation Agreements	915,614	650,000	118,820	300,000
3180 Socio-Economic Studies	107,474	75,000	90,000	90,000
3195 Williamson Act Contract Removal	0	0	10,100	0
3302 Inspections	11,250	0	10,000	10,000
3305 Cost Recover/Reimb Expenditure	999	0	0	0
3323 Research & Microfilming	15,310	10,000	13,000	14,000
3522 Kiosk Rental Program Revenue	0	0	6,000	24,000
3530 Miscellaneous Receipts	5,060	4,000	6,000	5,000
3533 Misc Taxable Sales	1,052	1,000	1,000	1,000
<b>TOTAL COMMUNITY DEVELOPMENT</b>	<b>3,576,170</b>	<b>3,405,712</b>	<b>2,878,235</b>	<b>3,074,028</b>
<b><u>LIBRARY</u></b>				
3200 State Grants	103,548	27,616	41,038	41,038
3327 Non-Resident Fees	14,105	14,000	14,000	14,000
3328 Lincoln Shrine Support	15,000	15,000	13,200	13,200
3456 Library Fines	41,871	38,000	35,000	35,000
3520 Rental Income	4,266	4,500	4,500	4,000
<b>TOTAL LIBRARY</b>	<b>178,790</b>	<b>99,116</b>	<b>107,738</b>	<b>107,238</b>
<b><u>POLICE DEPARTMENT</u></b>				
3102 Bicycle License	91	100	69	100
3171 Adult Oriented Business Permit	9,737	10,000	7,366	7,500
3172 Concealed Weapons Permit	730	450	600	500
3195 Miscellaneous Permit	370	750	555	740
3215 Mandated Cost Reimbursement	4,836	5,000	5,367	5,000

City of Redlands  
2007-2008  
Adopted Budget

REVENUE DETAIL

	2005-06 ACTUAL (AUDITED)	2006-07 ADJUSTED BUDGET	2006-07 12 MONTH ESTIMATED	2007-08 COUNCIL ADOPTED
<b><u>POLICE DEPARTMENT (CONT)</u></b>				
3250 Federal Grants	0	275,000	0	0
3305 Cost Recover/Reimb Expenditure	81,753	40,000	117,000	48,000
3320 Depositions	3,240	2,200	3,200	3,275
3321 Fingerprints/Background Check	37,810	40,000	36,084	40,000
3324 Police Reports	1,365	1,215	1,215	1,275
3430 Vehicle Impound Fees	60,041	60,000	49,500	50,000
3432 False Alarm Fees	71,900	70,000	50,000	60,000
3433 Booking Restitution	2,430	0	82,311	0
3530 Miscellaneous Receipts	485	500	910	500
3590 Donations	27,072	11,000	10	0
3730 POST Training Reimbursement	40,846	40,000	31,000	40,000
3731 Other Training Reimbursement	0	0	2,152	0
3732 Crossing Guard Reimbursement	65,761	72,021	72,021	75,453
3734 Contract Services	210,834	210,834	223,236	235,188
3735 IRNET Reimbursement	5,671	12,000	12,788	12,000
3736 Market Night Security	30,000	30,000	30,000	30,000
<b>TOTAL POLICE DEPARTMENT</b>	<b>654,972</b>	<b>881,070</b>	<b>725,384</b>	<b>609,531</b>
<b><u>POLICE - ANIMAL CONTROL</u></b>				
3305 Cost Recover/Reimb Expenditure	961	0	0	0
3332 Animal Adoptions	4,949	5,000	5,935	6,000
3333 Boarding Fees	1,210	1,500	2,186	2,000
3334 Owner Release for Adoption	8,782	10,000	7,749	8,000
3335 Shelter Apprehension Fees	5,227	4,700	9,687	9,500
3336 Shelter Deposit Fees	11,853	13,000	14,018	14,000
3570 Trap Rentals	1,040	1,000	1,360	1,000
<b>TOTAL POLICE - ANIMAL CONTROL</b>	<b>34,022</b>	<b>35,200</b>	<b>40,935</b>	<b>40,500</b>
<b><u>POLICE - RECREATION</u></b>				
3305 Cost Recover/Reimb Expenditure	95	45,785	134	0
3325 Contract Classes	60,526	60,000	50,000	50,000
3329 Cleaning Fees	2,040	3,000	0	0
3330 Concessions	1,575	1,500	1,500	1,500

City of Redlands  
2007-2008  
Adopted Budget

REVENUE DETAIL

	2005-06 ACTUAL (AUDITED)	2006-07 ADJUSTED BUDGET	2006-07 12 MONTH ESTIMATED	2007-08 COUNCIL ADOPTED
<b><u>POLICE - RECREATION (CONT)</u></b>				
3331 Lighting Fees	6,785	6,000	6,000	6,000
3337 Day Camp/Kids World	10,403	10,000	10,275	10,000
3340 Softball	47,214	44,000	49,000	49,525
3341 Basketball	14,489	14,000	27,000	27,300
3342 Football	1,536	1,500	546	550
3343 Soccer	38,250	25,000	49,000	48,500
3344 T-Ball	11,037	9,700	9,068	9,500
3345 Vollyball	5,130	5,250	5,250	5,360
3346 Boxing	0	0	750	3,000
3520 Rental Income	7,758	9,500	11,000	11,000
3531 Game Income	3,620	3,000	3,700	3,700
3535 Program Income	66	500	1,000	1,000
3590 Donations	10,500	31,500	31,500	1,500
<b>TOTAL POLICE - RECREATION</b>	<b>221,024</b>	<b>270,235</b>	<b>255,723</b>	<b>228,435</b>
<b><u>POLICE - SENIOR SERVICES</u></b>				
3305 Cost Recover/Reimb Expenditure	0	0	101	0
3325 Contract Classes	15,310	15,000	11,000	11,000
3365 Tours/Excursions	16,176	11,000	11,700	12,000
3520 Rental Income	18,503	13,000	12,000	12,000
3535 Program Income	19,168	25,000	12,629	12,500
<b>TOTAL POLICE - SENIOR SERVICES</b>	<b>69,157</b>	<b>64,000</b>	<b>47,430</b>	<b>47,500</b>
<b><u>FIRE DEPARTMENT</u></b>				
3124 Plan Check	24,020	25,000	25,000	25,000
3185 Special Fire Permits	8,535	10,000	11,000	10,000
3186 Fire Permits	15,020	15,000	17,000	20,000
3250 Federal Grants	8,089	12,000	35,000	12,000
3300 Fire Alarms	26,960	15,000	4,000	10,000
3301 Fire Department Reports	797	500	1,100	1,000
3302 Inspections	36,120	45,000	52,000	50,000
3303 Fire Prevention Services	162	240	100	100
3304 Mutual Aid Reimbursement	106,613	100,000	382,000	125,000

City of Redlands  
2007-2008  
Adopted Budget

REVENUE DETAIL

	2005-06 ACTUAL (AUDITED)	2006-07 ADJUSTED BUDGET	2006-07 12 MONTH ESTIMATED	2007-08 COUNCIL ADOPTED
<b><u>FIRE DEPARTMENT (CONT)</u></b>				
3305 Cost Recover/Reimb Expenditure	4,584	1,500	3,628	5,000
3306 Weed Abatement	19,580	50,000	50,000	50,000
3308 State Mandated Inspections	5,040	5,600	8,400	9,000
3540 Other Grants	7,329	18,644	9,076	9,000
3590 Donations	202,025	0	9,083	5,000
3734 Contract Services	0	0	60,000	0
<b>TOTAL FIRE DEPARTMENT</b>	<b>464,874</b>	<b>298,484</b>	<b>667,387</b>	<b>331,100</b>
<b><u>PUBLIC WORKS DEPARTMENT</u></b>				
3116 Grading/Paving Permits	17,712	242,100	216,500	17,325
3121 Sign Permit	0	0	50	0
3124 Plan Check	75,969	127,450	60,000	57,750
3130 Street Permits	534,642	580,000	400,000	420,000
3131 Outdoor Dining Permits	1,550	1,200	1,000	1,200
3135 NPDES Permit	0	0	0	200,000
3142 Conditional Use Permit	10,105	9,500	10,000	10,000
3146 Building Moving	780	0	0	0
3148 CRA Review	12,240	11,000	11,000	11,550
3152 Map Review	44,450	79,450	79,450	57,750
3154 Environmental Impact	5,945	6,000	5,500	5,775
3305 Cost Recover/Reimb Expenditure	56,702	25,000	37,000	28,350
3310 Litter Control Fees	4,887	5,000	5,500	5,500
3311 Street Cleaning Fees	325,056	300,000	300,000	315,000
3316 WQMP Review Admin	151,998	130,000	80,000	84,000
3331 Lighting Fees	10,444	8,500	10,500	10,500
3416 Street Trench Cut Fees	9,174	8,500	16,000	10,290
3520 Rental Income	20,145	15,000	18,000	20,000
3530 Miscellaneous Receipts	300	750	100	100
3533 Misc Taxable Sales	3,501	500	2,000	2,500

City of Redlands  
 2007-2008  
 Adopted Budget

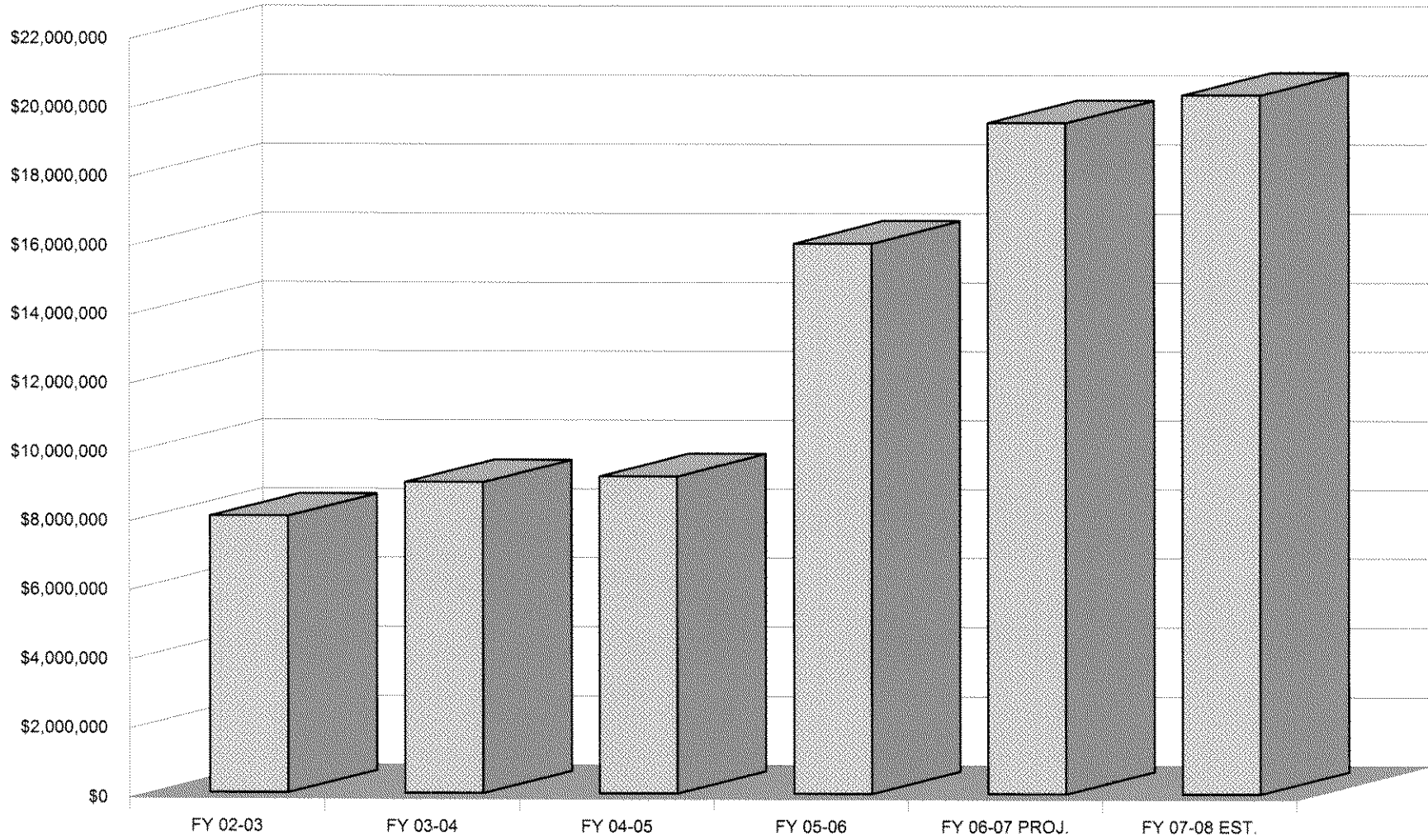
REVENUE DETAIL

	2005-06 ACTUAL (AUDITED)	2006-07 ADJUSTED BUDGET	2006-07 12 MONTH ESTIMATED	2007-08 COUNCIL ADOPTED
<b><u>PUBLIC WORKS DEPARTMENT (CONT)</u></b>				
3590 Donations	0	6,250	28,250	5,000
3640 Landfill Mitigation Fees	160,579	120,000	181,500	180,000
TOTAL PUBLIC WORKS DEPARTMENT	1,446,179	1,676,200	1,462,350	1,442,590
TOTAL GENERAL FUND (101)	48,142,537	51,283,729	53,126,403	56,570,285





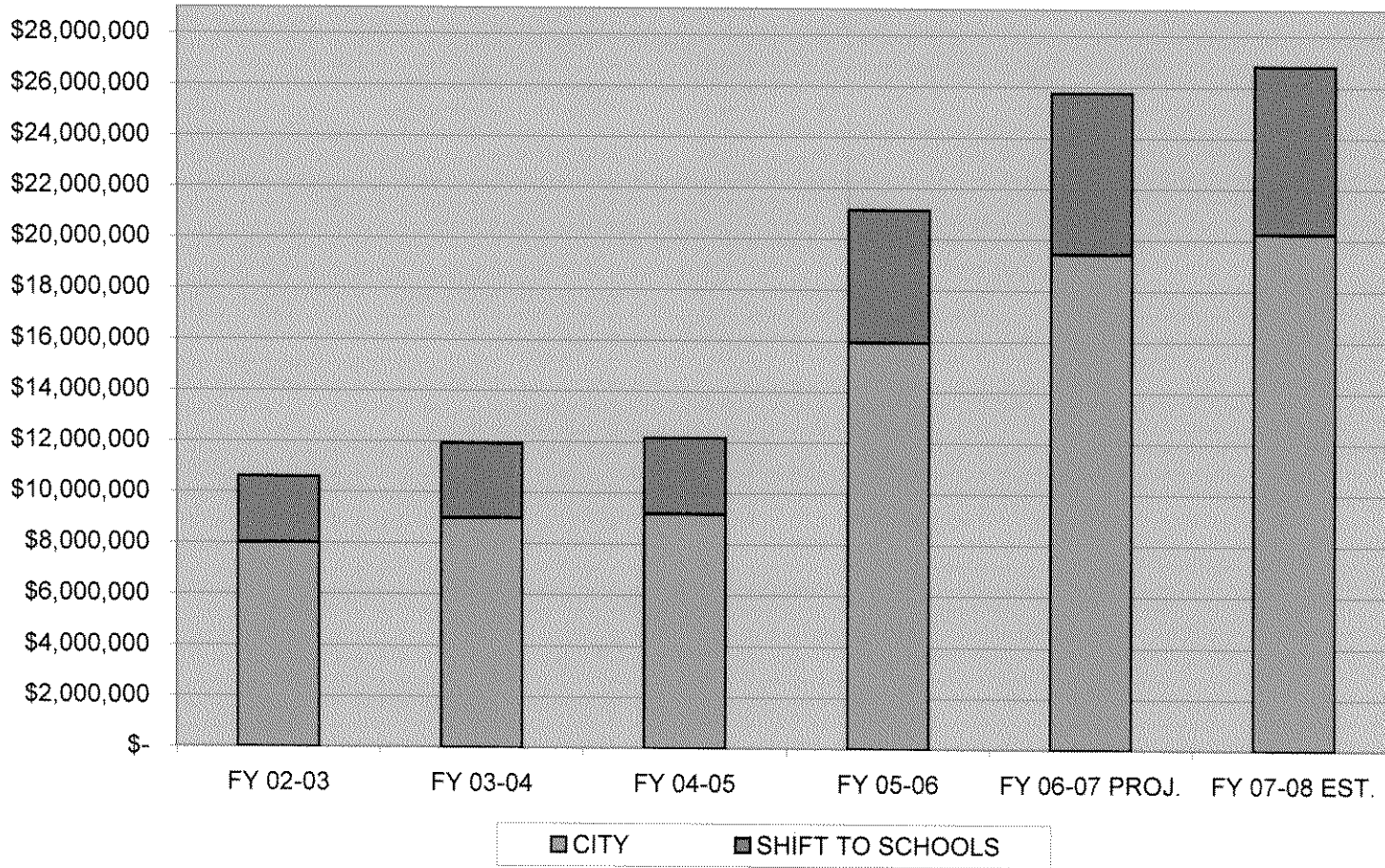
### CITY OF REDLANDS PRIOR YEAR COMPARISONS GENERAL FUND PROPERTY TAX REVENUE



The State 'VLF Swap' moved approximately \$4,100,000 to Property Tax Revenue in FY 05-06.

(This page intentionally left blank)

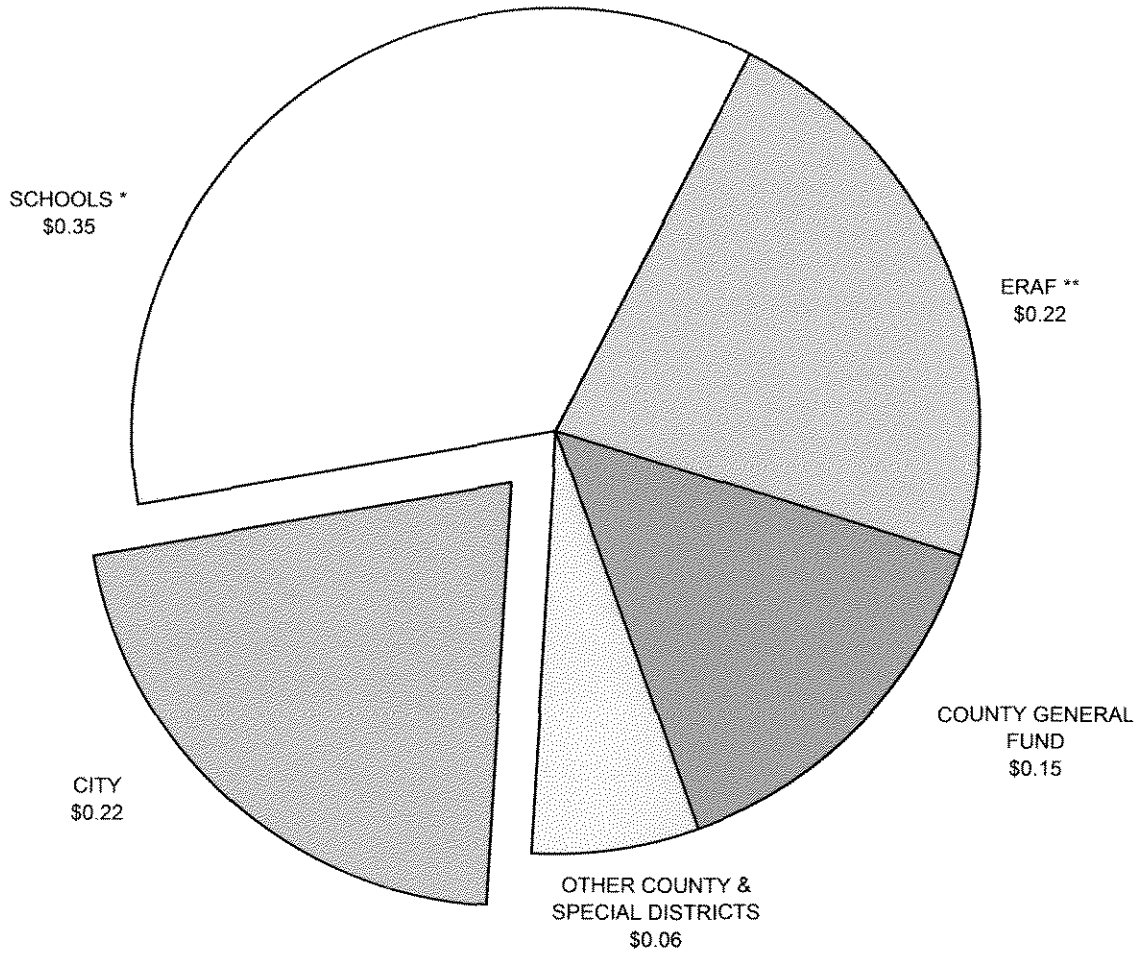
### CITY OF REDLANDS PRIOR YEAR COMPARISONS GENERAL FUND PROPERTY TAX SHIFT TO SCHOOLS



(This page intentionally left blank)

# PROPERTY TAX ALLOCATION

## WHERE YOUR TAX DOLLAR GOES



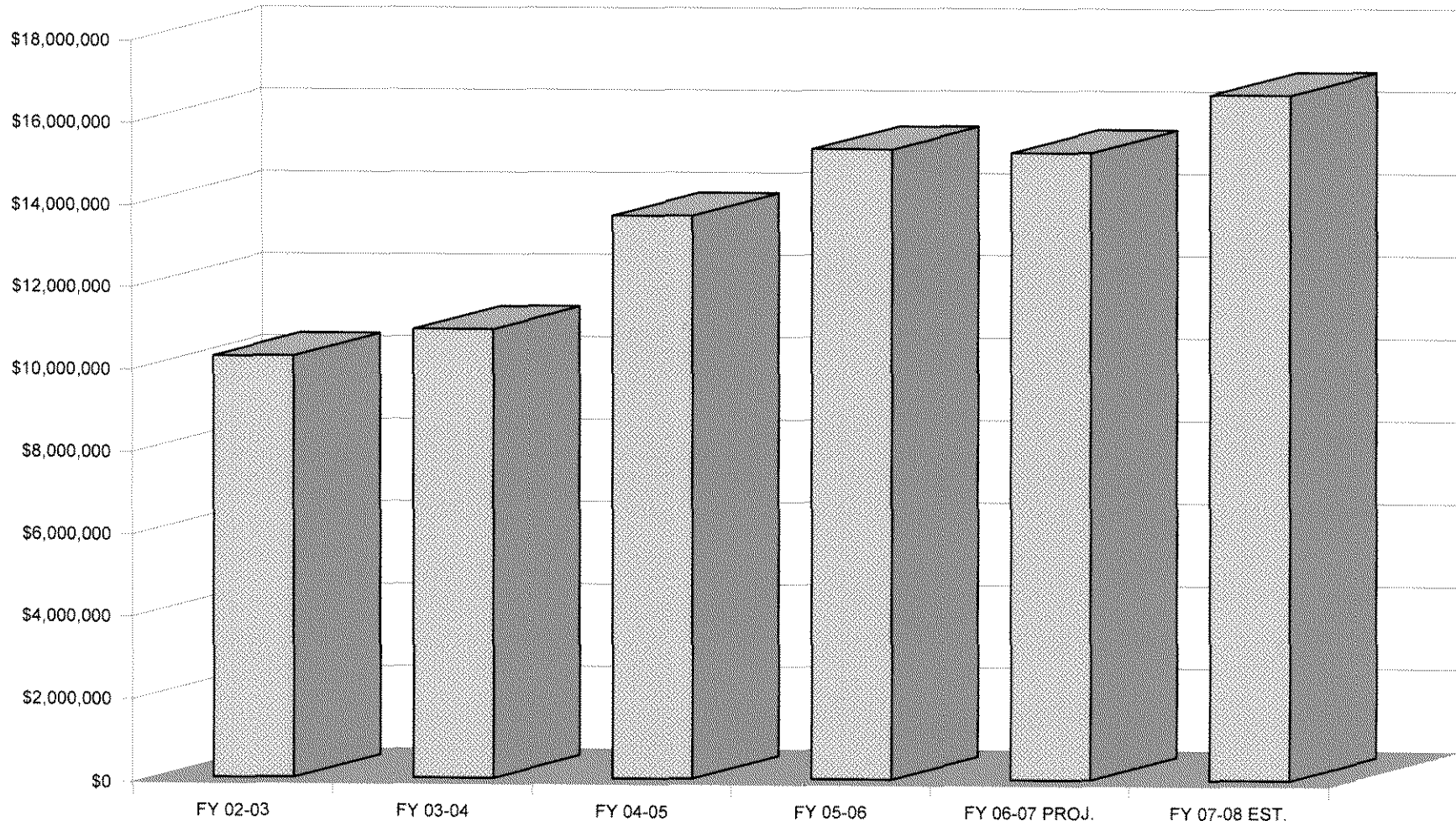
\* REDLANDS UNIFIED SCHOOL DISTRICT (\$0.30) and SAN BERNARDINO COUMMUNITY COLLEGE (\$0.05)

\*\* ERAF - EDUCATIONAL REVENUE AUGMENTATION FUND

ALLOCATION EXCLUDING REDEVELOPMENT FACTORS

(This page intentionally left blank)

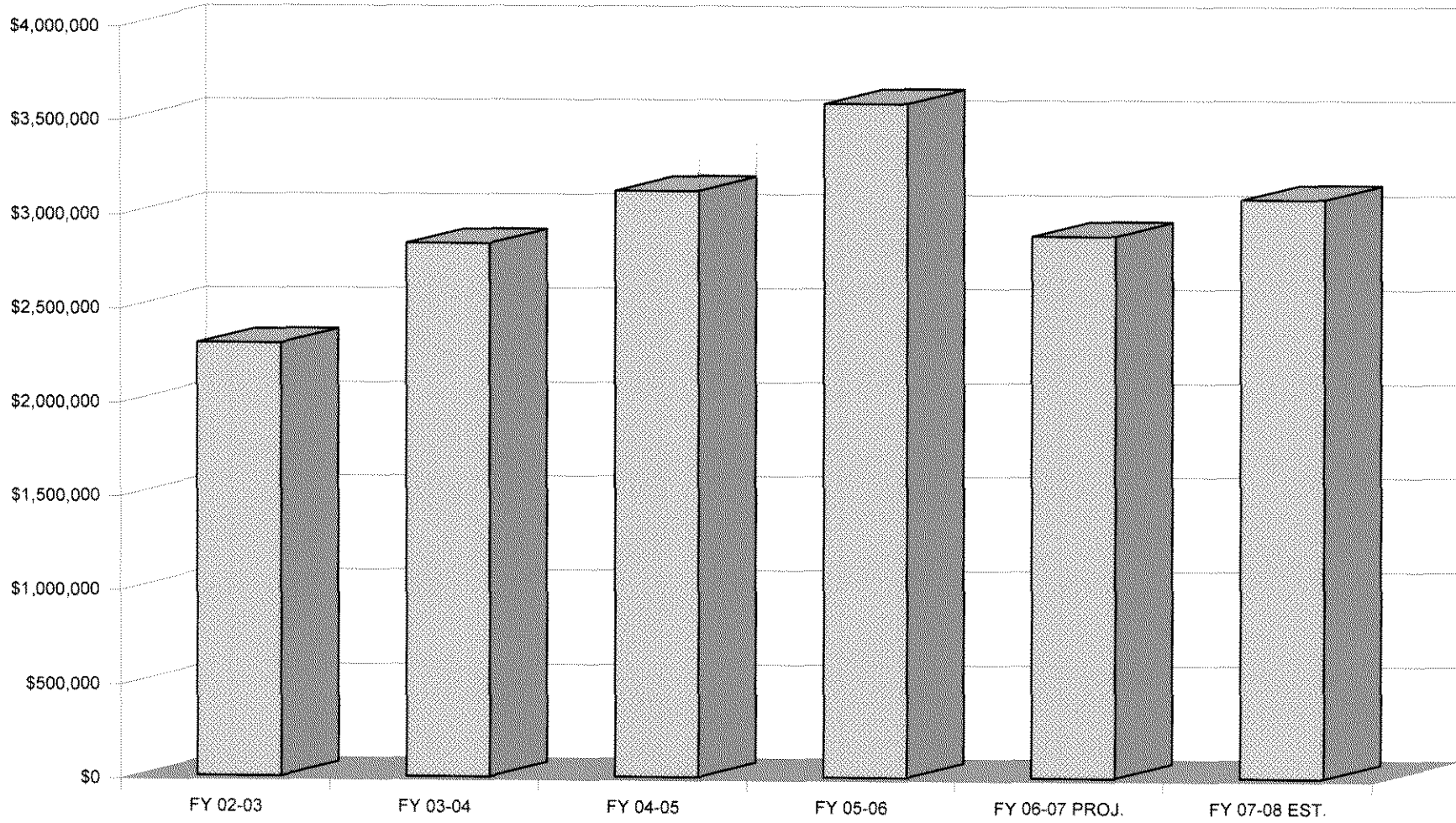
### CITY OF REDLANDS PRIOR YEAR COMPARISONS GENERAL FUND SALES TAX REVENUE



(This page intentionally left blank)

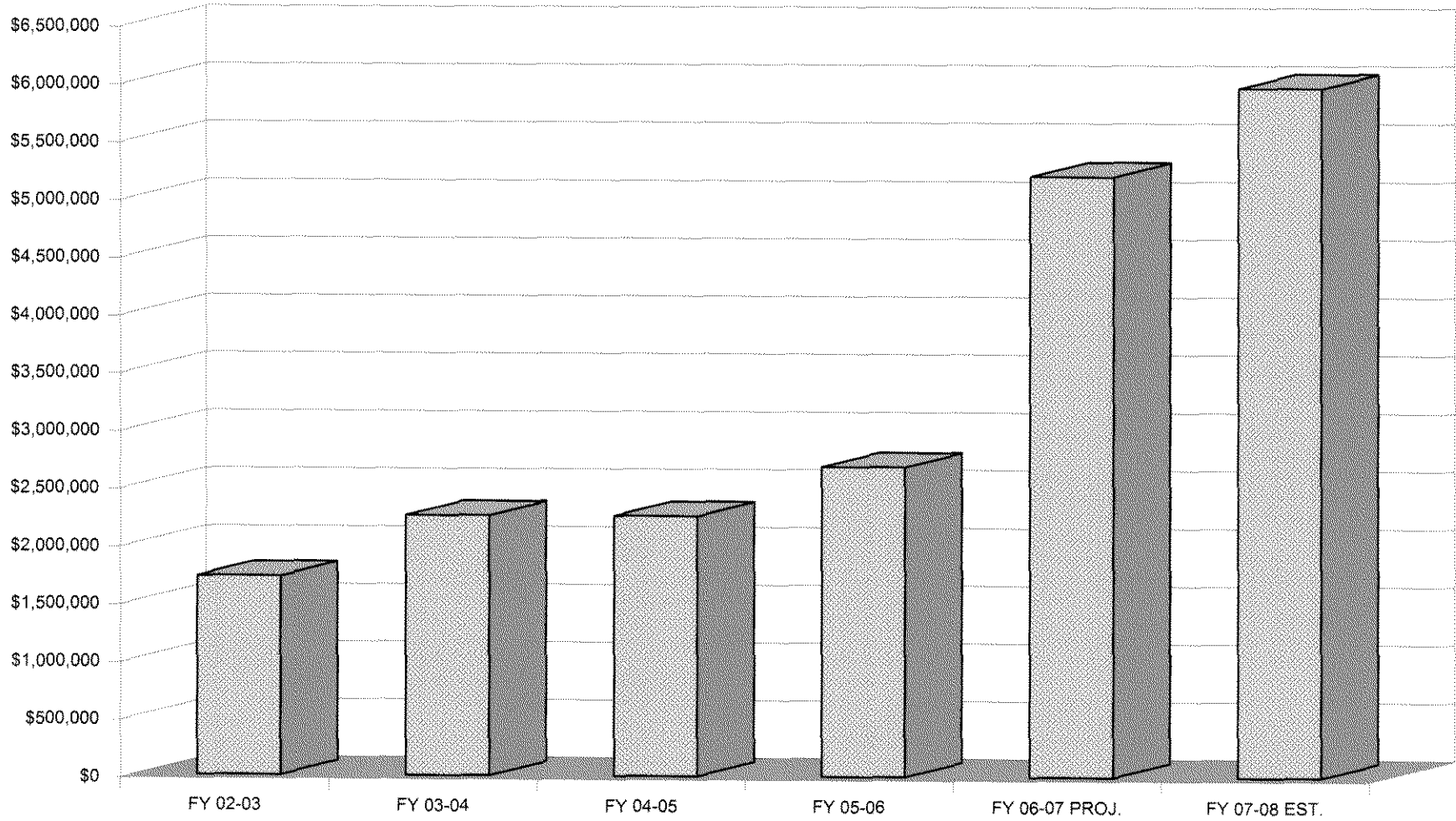


### CITY OF REDLANDS PRIOR YEAR COMPARISONS GENERAL FUND DEVELOPMENT REVENUES



(This page intentionally left blank)

### CITY OF REDLANDS PRIOR YEAR COMPARISONS GENERAL FUND - OTHER TAXES \*



\* Franchise, Transient Occupancy, Property Transfer, and Mining

(This page intentionally left blank)

City of Redlands  
2007-2008  
Adopted Budget

REVENUE DETAIL

	2005-06 ACTUAL (AUDITED)	2006-07 ADJUSTED BUDGET	2006-07 12 MONTH ESTIMATED	2007-08 COUNCIL ADOPTED
<b><u>EMERGENCY SERVICES (205)</u></b>				
3000 Current Secured Taxes	999,272	1,050,000	1,050,000	1,075,000
3305 Cost Recover/Reimb Expenditure	0	0	32	0
3327 Non-Resident Fees	8,049	10,000	11,000	12,000
3590 Donations	23,528	0	0	0
<b>TOTAL EMERGENCY SERVICES</b>	<b>1,030,849</b>	<b>1,060,000</b>	<b>1,061,032</b>	<b>1,087,000</b>
<b><u>HOUSEHOLD HAZ WASTE (206)</u></b>				
3200 State Grants	11,751	8,000	9,868	10,000
3535 Program Income	106,388	105,000	105,000	105,000
3590 Donations	20,000	0	0	0
<b>TOTAL HOUSEHOLD HAZ. WASTE</b>	<b>138,139</b>	<b>113,000</b>	<b>114,868</b>	<b>115,000</b>
<b><u>GAS TAX (207)</u></b>				
3025 Gas Tax Prop 111 2105	360,284	425,000	373,400	380,000
3026 Gas Tax 2107	619,218	550,000	550,000	580,000
3027 Gas Tax Engineering Rcpts	7,500	7,500	7,500	7,500
3028 Gas Tax 2106	299,978	250,000	260,000	273,000
<b>TOTAL GAS TAX</b>	<b>1,286,980</b>	<b>1,232,500</b>	<b>1,190,900</b>	<b>1,240,500</b>
<b><u>MEASURE "I" (208)</u></b>				
3021 Measure I Sales Tax	1,233,850	1,200,000	1,200,000	1,320,000
3510 Investment Income	146,666	100,000	130,000	140,000
<b>TOTAL MEASURE "I"</b>	<b>1,380,516</b>	<b>1,300,000</b>	<b>1,330,000</b>	<b>1,460,000</b>
<b><u>LOCAL TRANSPORTATION (209)</u></b>				
3200 State Grants	0	0	1,124,656	0
3240 AB2928: Traffic Congest Relief	314,484	296,434	505,296	0
3250 Federal Grants	3,860,807	5,911,892	3,138,332	0
3305 Cost Recover/Reimb Expenditure	13,996	0	242,594	0
3510 Investment Income	98,676	66,100	100,000	100,000
3515 Land Sale Proceeds	0	0	28,000	0
<b>TOTAL LOCAL TRANSPORTATION</b>	<b>4,287,963</b>	<b>6,274,426</b>	<b>5,138,878</b>	<b>100,000</b>

City of Redlands  
 2007-2008  
 Adopted Budget

REVENUE DETAIL

	2005-06 ACTUAL (AUDITED)	2006-07 ADJUSTED BUDGET	2006-07 12 MONTH ESTIMATED	2007-08 COUNCIL ADOPTED
<b><u>AIR QUALITY IMPROVEMENT (221)</u></b>				
3510 Investment Income	2,016	2,000	2,500	3,000
3710 AB2766 Subvention AQMD	83,652	80,000	83,000	84,000
TOTAL AIR QUALITY IMPROVEMENT	85,668	82,000	85,500	87,000
<b><u>TRAFFIC SAFETY (223)</u></b>				
3450 Traffic Fines	40,113	50,000	50,000	55,000
3455 Parking Fines	111,362	120,000	120,000	125,000
TOTAL TRAFFIC SAFETY	151,475	170,000	170,000	180,000
<b><u>OPEN SPACE (227)</u></b>				
3510 Investment Income	34,366	24,000	24,000	28,000
3515 Land Sale Proceeds	28,894	0	0	0
3627 Open Space Acquisition Fees	210,154	200,000	200,000	225,000
TOTAL OPEN SPACE	273,414	224,000	224,000	253,000
<b><u>DRBA (236)</u></b>				
3100 Business License	73,253	75,000	75,000	75,000
3305 Cost Recover/Reimb Expenditure	0	0	644	0
3510 Investment Income	11,182	8,343	10,000	10,500
3530 Miscellaneous Receipts	13,813	0	2,000	3,500
3533 Misc Taxable Sales	50	40	40	50
3535 Program Income	294,299	280,000	275,000	285,000
TOTAL DRBA	392,597	363,383	362,684	374,050
<b><u>PARKING AUTHORITY (237)</u></b>				
3420 Parking In-Lieu Fees	27,520	0	0	0
3520 Rental Income	5,165	6,000	5,300	5,500
TOTAL PARKING AUTHORITY	32,685	6,000	5,300	5,500

City of Redlands

2007-2008

Adopted Budget

REVENUE DETAIL

	2005-06 ACTUAL (AUDITED)	2006-07 ADJUSTED BUDGET	2006-07 12 MONTH ESTIMATED	2007-08 COUNCIL ADOPTED
<b><u>GENERAL CAPITAL IMPRVMT (240)</u></b>				
3200 State Grants	694,314	0	0	0
3250 Federal Grants	333,432	0	0	0
3305 Cost Recover/Reimb Expenditure	3,443	0	0	0
3510 Investment Income	80	0	0	0
3530 Miscellaneous Receipts	0	0	20,000	0
3590 Donations	19,382	44,900	87,659	40,000
TOTAL GEN. CAP. IMPRVMT	1,050,651	44,900	107,659	40,000
<b><u>COMM DEVEL BLOCK GRANT (243)</u></b>				
3250 Federal Grants	449,565	320,476	1,169,665	320,526
3305 Cost Recover/Reimb Expenditure	0	0	85	0
TOTAL COMM DEVEL BLOCK GRNT	449,565	320,476	1,169,750	320,526
<b><u>NEIGHBORHOOD INITIATIVE (245)</u></b>				
3250 Federal Grants	22,643	0	100,000	0
3510 Investment Income	33,573	50,000	40,000	40,000
TOTAL NEIGHBORHOOD INITIAT.	56,216	50,000	140,000	40,000
<b><u>DRUG CONFISCATION (246)</u></b>				
3460 Drug Confiscation - State	27,906	25,000	49,401	62,000
3461 Drug Confiscation - Federal	0	5,000	5,000	10,000
3462 Drug Confiscation - Fed Treas	16,592	12,000	12,000	6,000
3463 15% Drug/Gang Prevention - St	4,801	4,100	8,718	10,000
TOTAL DRUG CONFISCATION	49,299	46,100	75,119	88,000
<b><u>POLICE GRANTS (247)</u></b>				
3200 State Grants	84,386	0	157,048	0
3250 Federal Grants	2,115,227	0	1,173,751	0
3530 Miscellaneous Receipts	(370)	0	0	0
3540 Other Grants	0	0	168,000	0
3590 Donations	0	0	15,000	0
TOTAL POLICE GRANTS	2,199,243	0	1,513,799	0

City of Redlands  
2007-2008  
Adopted Budget

REVENUE DETAIL

	2005-06 ACTUAL (AUDITED)	2006-07 ADJUSTED BUDGET	2006-07 12 MONTH ESTIMATED	2007-08 COUNCIL ADOPTED
<b><u>SUPPL. LAW ENFORCEMENT (249)</u></b>				
3200 State Grants	96,488	0	159,767	0
3510 Investment Income	1,796	0	1,584	0
TOTAL SUPPL. LAW ENFORCE.	98,284	0	161,351	0
<b><u>PARK DEVELOPMENT (250)</u></b>				
3510 Investment Income	52,709	24,000	52,830	52,800
3625 Park Acquisition Fee	208,795	175,000	220,860	441,720
3724 Park Capital Improvement	420,369	375,000	344,645	0
TOTAL PARK DEVELOPMENT	681,873	574,000	618,335	494,520
<b><u>PUBLIC FACILITIES DEV. (251)</u></b>				
3600 Police Facilities	267,921	357,000	267,500	695,500
3601 Fire Facilities	292,616	430,400	369,700	739,400
3602 Fire Station No. 3	73,336	114,200	56,600	113,200
3603 Library Facilities	396,763	526,300	383,000	383,000
3604 City Hall Facilities	38,842	53,400	40,600	48,720
3605 City Yard Facilities	734,544	1,011,800	766,600	919,920
TOTAL PUBLIC FACILITIES DEV.	1,804,022	2,493,100	1,884,000	2,899,740
<b><u>STREET CONSTRUCTION (252)</u></b>				
3630 Street Construction Fees	465,791	853,700	1,137,230	1,250,000
TOTAL STREET CONSTRUCTION	465,791	853,700	1,137,230	1,250,000
<b><u>TRAFFIC SIGNALS (253)</u></b>				
3635 Traffic Signals Fees	122,238	104,400	115,000	125,000
TOTAL TRAFFIC SIGNALS	122,238	104,400	115,000	125,000
<b><u>STREET LIGHTING DIST. #1 (260)</u></b>				
3650 Assessment District	24,312	22,000	22,000	23,100
TOTAL ST. LIGHTING DIST. #1	24,312	22,000	22,000	23,100



City of Redlands  
2007-2008  
Adopted Budget

REVENUE DETAIL

	2005-06 ACTUAL (AUDITED)	2006-07 ADJUSTED BUDGET	2006-07 12 MONTH ESTIMATED	2007-08 COUNCIL ADOPTED
<b><u>COMM FAC DIST 2004-1 (261)</u></b>				
3510 Investment Income	2,147	600	3,656	4,000
3650 Assessment District	81,821	80,000	77,000	80,850
TOTAL COMM FAC DIST	83,968	80,600	80,656	84,850
<b><u>LANDSCAPE MAINT DISTRICT (263)</u></b>				
3650 Assessment District	26,558	26,000	26,000	27,300
TOTAL LANDSCAPE MAINT DIST.	26,558	26,000	26,000	27,300
<b><u>COMM FAC DIST (265)</u></b>				
3510 Investment Income	6,124	5,000	5,000	5,000
TOTAL COMM FAC DIST	6,124	5,000	5,000	5,000
<b><u>DISASTER RECOVERY (270)</u></b>				
3200 State Grants	18,545	0	0	0
3250 Federal Grants	44,946	19,590	75,471	0
TOTAL DISASTER RECOVERY	63,491	19,590	75,471	0
<b><u>LOW &amp; MODERATE HOUSING (285)</u></b>				
3250 Federal Grants	0	1,078,000	1,078,000	0
3510 Investment Income	363,810	400,000	400,000	375,000
3740 Community Assistance Repayment	146,566	60,000	42,230	50,000
TOTAL LOW & MOD HOUSING	510,376	1,538,000	1,520,230	425,000
<b><u>GENERAL DEBT SERVICE (305)</u></b>				
3000 Current Secured Taxes	643,195	569,937	556,937	547,422
3006 Supplemental PY Taxes	18,269	10,000	23,000	20,000
3009 Supplemental - Voter Approved	44,468	25,000	25,000	30,000
TOTAL GENERAL DEBT SERVICE	705,932	604,937	604,937	597,422

City of Redlands  
2007-2008  
Adopted Budget

REVENUE DETAIL

	2005-06 ACTUAL (AUDITED)	2006-07 ADJUSTED BUDGET	2006-07 12 MONTH ESTIMATED	2007-08 COUNCIL ADOPTED
<b><u>REDEVELOPMENT DEBT SVC (380)</u></b>				
3000 Current Secured Taxes	4,018,585	3,950,000	4,175,000	4,300,000
3001 Current Unsecured Taxes	668,378	550,000	730,000	750,000
3002 Supplemental Secured Taxes	628,543	150,000	550,000	300,000
3004 Secured PY Taxes	504,352	60,000	150,000	175,000
3006 Supplemental PY Taxes	82,264	20,000	30,000	20,000
3007 Possessory Interest Taxes	3,072	1,800	1,800	2,000
3510 Investment Income	193,429	200,000	200,000	200,000
<b>TOTAL REDEVELOPMNT DEBT SVC</b>	<b>6,098,623</b>	<b>4,931,800</b>	<b>5,836,800</b>	<b>5,747,000</b>
<b><u>STORM DRAIN CONSTRUCTION (405)</u></b>				
3510 Investment Income	42,726	25,900	55,000	50,000
3620 Storm Drain Fees	456,802	357,000	427,400	512,880
<b>TOTAL STORM DRAIN CONST.</b>	<b>499,528</b>	<b>382,900</b>	<b>482,400</b>	<b>562,880</b>
<b><u>GEN OBLIG BOND MEAS "O"(417)</u></b>				
3510 Investment Income	4,300	2,500	4,000	4,250
<b>TOTAL GEN OBLIG BND MEAS "O"</b>	<b>4,300</b>	<b>2,500</b>	<b>4,000</b>	<b>4,250</b>
<b><u>REDEVELOPMENT GENERAL FUND (480)</u></b>				
3590 Donations	500	5,000	5,000	1,000
<b>TOTAL REDEVELOPMENT GENERAL</b>	<b>500</b>	<b>5,000</b>	<b>5,000</b>	<b>1,000</b>
<b><u>REDEVELOPMENT CAP PROJ (488)</u></b>				
3510 Investment Income	308,510	225,000	225,000	275,000
3520 Rental Income	21,000	27,000	2,100	0
<b>TOTAL REDEVELOPMNT CAP PROJ</b>	<b>329,510</b>	<b>252,000</b>	<b>227,100</b>	<b>275,000</b>
<b><u>WATER (501)</u></b>				
3305 Cost Recover/Reimb Expenditure	25,998	5,000	15,000	0
3313 Non-Potable Water Usage	170,033	170,000	300,000	200,000
3380 Water Usage	12,582,369	12,540,000	13,000,000	14,000,000
3382 Irrigation Water Usage	1,111,782	1,050,000	1,100,000	1,200,000

City of Redlands  
2007-2008  
Adopted Budget

REVENUE DETAIL

	2005-06 ACTUAL (AUDITED)	2006-07 ADJUSTED BUDGET	2006-07 12 MONTH ESTIMATED	2007-08 COUNCIL ADOPTED
<b><u>WATER (501) (CONT)</u></b>				
3383 Fire Hydrant Water Usage	212,554	170,000	210,000	200,000
3384 Water Meter Install	103,252	50,000	60,000	50,000
3385 Water Turn-On	432	0	0	0
3387 Frontage Charge	291,045	100,000	190,000	100,000
3388 "B" Contract Water Usage	76,326	70,000	90,000	80,000
3389 Fire Protection Water Usage	167,152	130,000	160,000	160,000
3510 Investment Income	395,669	290,000	500,000	550,000
3520 Rental Income	0	0	40,000	40,000
3530 Miscellaneous Receipts	82,493	100,000	70,000	70,000
3533 Misc Taxable Sales	3,053	5,000	2,000	0
3760 Bad Debt Recovery	439	0	1,000	0
TOTAL WATER	15,222,597	14,680,000	15,738,000	16,650,000
<b><u>WATER PROJECTS (503)</u></b>				
3200 State Grants	0	670,000	0	0
3305 Cost Recover/Reimb Expenditure	168,830	1,300,000	0	0
3510 Investment Income	(7,916)	0	0	0
3530 Miscellaneous Receipts	179	0	0	0
3533 Miscellaneous Taxable Sales	2,395	0	0	0
TOTAL WATER PROJECTS	163,488	1,970,000	0	0
<b><u>WATER BOND PROJECTS (505)</u></b>				
3510 Investment Income	(1,157)	0	0	0
3530 Miscellaneous Receipts	5,216	0	0	0
TOTAL WATER BOND PROJECTS	4,059	0	0	0
<b><u>WATER DEBT SERVICE (506)</u></b>				
3510 Investment Income	129,974	130,000	130,000	130,000
TOTAL WATER DEBT SERVICE	129,974	130,000	130,000	130,000

City of Redlands  
2007-2008  
Adopted Budget

REVENUE DETAIL

	2005-06 ACTUAL (AUDITED)	2006-07 ADJUSTED BUDGET	2006-07 12 MONTH ESTIMATED	2007-08 COUNCIL ADOPTED
<b><u>SOURCE ACQUISITION (508)</u></b>				
3510 Investment Income	13,344	5,000	10,000	10,000
3551 Water Source Acq Residential	254,310	180,000	50,000	80,000
3552 Water Source Acq Non-Residen	194,560	80,000	120,000	90,000
TOTAL SOURCE ACQUISITION	462,214	265,000	180,000	180,000
<b><u>WATER CAPITAL IMPROVEMENT (509)</u></b>				
3369 Cap Improv Chrg Non-Res	1,159,213	500,000	1,300,000	900,000
3370 Cap Improv Chrg Resident	2,041,790	1,300,000	600,000	600,000
3510 Investment Income	31,361	10,000	110,000	100,000
TOTAL WATER CAPITAL IMPROVE	3,232,364	1,810,000	2,010,000	1,600,000
<b><u>SOLID WASTE (511)</u></b>				
3200 State Grants	21,312	20,000	18,870	20,000
3305 Cost Recover/Reimb Expenditure	0	0	100	0
3372 Special Hauls & Roll-Offs	1,442,008	1,200,000	1,465,349	1,200,000
3373 Solid Waste Svrc Residential	3,692,570	3,690,000	3,679,807	3,700,000
3374 Solid Waste Svrc Non-Resident	3,616,081	3,540,000	3,646,267	3,700,000
3376 Recycled Material	199,505	150,000	196,192	200,000
3510 Investment Income	193,603	300,000	300,000	300,000
3516 Sale of Surplus Property	91,560	40,000	0	40,000
3520 Rental Income	11,850	0	4,114	27,000
3533 Misc Taxable Sales	572	0	150	0
3540 Other Grants	23,762	20,000	0	0
3643 Refuse Auto Sys Developer Fee	18,095	20,000	15,000	14,000
3760 Bad Debt Recovery	1,454	0	0	0
3770 Property Damage Reimbursement	9	0	0	0
TOTAL SOLID WASTE	9,312,381	8,980,000	9,325,849	9,201,000
<b><u>SOLID WASTE PROJ (513)</u></b>				
3510 Investment Income	(203)	0	98	0
TOTAL SOLID WASTE PROJ	(203)	0	98	0

City of Redlands  
2007-2008  
Adopted Budget

REVENUE DETAIL

	2005-06 ACTUAL (AUDITED)	2006-07 ADJUSTED BUDGET	2006-07 12 MONTH ESTIMATED	2007-08 COUNCIL ADOPTED
<b><u>SOLID WASTE BOND PROJ (515)</u></b>				
3510 Investment Income	2,414	0	999	0
TOTAL SOLID WASTE DEBT SVC	2,414	0	999	0
<b><u>SOLID WASTE DEBT SERVICE (516)</u></b>				
3510 Investment Income	61,914	62,000	10,841	0
3810 Bond Proceeds	0	943,640	943,640	0
TOTAL SOLID WASTE DEBT SVC	61,914	1,005,640	954,481	0
<b><u>CALIF ST LANDFILL CLOSURE (517)</u></b>				
3510 Investment Income	108,753	140,000	140,000	140,000
TOTAL CALIF ST LANDFILL CLOSURE	108,753	140,000	140,000	140,000
<b><u>SOLID WASTE CAP IMPROVE (519)</u></b>				
3369 Cap Improv Chrg Non-Res	645,496	400,000	600,000	400,000
3370 Cap Improv Chrg Resident	155,108	140,000	120,000	100,000
3510 Investment Income	26,417	5,000	50,000	50,000
TOTAL SOLID WASTE CAP IMPROVE	827,021	545,000	770,000	550,000
<b><u>SEWER SERVICE (521)</u></b>				
3305 Cost Recover/Reimb Expenditure	320	0	0	0
3366 Sewer Residential	3,911,312	3,930,000	4,100,000	4,300,000
3367 Sewer Non-Residential	1,599,762	1,600,000	1,800,000	1,900,000
3368 Septage Charge	190,794	130,000	190,000	180,000
3379 Recycled Water Usage	75,976	300,000	200,000	200,000
3387 Frontage Charge	236,173	440,000	440,000	50,000
3391 Joint Lab - Water Charges	39,996	120,000	80,000	175,000
3392 Joint Lab - Solid Wst Charges	36,782	20,000	30,000	45,000
3510 Investment Income	289,234	150,000	300,000	300,000
3520 Rental Income	11,850	0	14,000	14,000
3530 Miscellaneous Receipts	328	5,000	0	0
3533 Misc Taxable Sales	362	0	0	0
3760 Bad Debt Recovery	0	0	1,000	0
TOTAL SEWER SERVICE	6,392,889	6,695,000	7,155,000	7,164,000

City of Redlands  
2007-2008  
Adopted Budget

REVENUE DETAIL

	2005-06 ACTUAL (AUDITED)	2006-07 ADJUSTED BUDGET	2006-07 12 MONTH ESTIMATED	2007-08 COUNCIL ADOPTED
<b><u>SEWER PROJECTS (523)</u></b>				
3510 Investment Income	(523)	0	0	0
3530 Miscellaneous Receipts	564	0	425,000	0
3533 Misc Taxable Sales	845	0	1,000	0
TOTAL SEWER BOND PROJECTS	886	0	426,000	0
<b><u>SEWER BOND PROJECTS (525)</u></b>				
3510 Investment Income	(23,319)	0	0	0
TOTAL SEWER BOND PROJECTS	(23,319)	0	0	0
<b><u>SEWER DEBT SERVICE (526)</u></b>				
3510 Investment Income	93,266	94,000	94,000	94,000
3530 Miscellaneous Receipts	0	0	0	0
3533 Misc Taxable Sales	0	0	0	0
TOTAL SEWER DEBT SERVICE	93,266	94,000	94,000	94,000
<b><u>SEWER CAPITAL IMPROVE (529)</u></b>				
3369 Cap Improv Chrg Non-Res	1,802,198	890,000	1,800,000	1,300,000
3370 Cap Improv Chrg Resident	1,638,597	1,140,000	800,000	800,000
3510 Investment Income	26,619	20,000	30,000	30,000
TOTAL SEWER CAPITAL IMPROVE	3,467,414	2,050,000	2,630,000	2,130,000
<b><u>GROVES (538)</u></b>				
3510 Investment Income	7,048	3,000	15,000	15,000
3530 Miscellaneous Receipts	104,223	30,000	150,000	40,000
3550 Grove Receipts	609,712	557,000	600,000	600,000
TOTAL GROVES	720,983	590,000	765,000	655,000
<b><u>CEMETERY (562)</u></b>				
3360 Cemetery Internment	162,714	140,000	160,000	160,000
3361 Cemetery Lots	151,875	140,000	150,000	150,000
3362 Cemetery Crypts	78,850	60,000	42,000	45,000
3510 Investment Income	81,315	60,000	80,000	80,000

City of Redlands  
2007-2008  
Adopted Budget

REVENUE DETAIL

	2005-06 ACTUAL (AUDITED)	2006-07 ADJUSTED BUDGET	2006-07 12 MONTH ESTIMATED	2007-08 COUNCIL ADOPTED
<b><u>CEMETERY (562) CONT</u></b>				
3511 Finance Charges	4,818	4,000	2,000	2,000
3520 Rental Income	95,770	118,000	18,000	18,000
3530 Miscellaneous Receipts	34,306	30,000	40,000	35,000
3533 Misc Taxable Sales	33,428	30,000	35,000	35,000
TOTAL CEMETERY	643,076	582,000	527,000	525,000
<b><u>CEMETERY PRE-NEED (563)</u></b>				
3510 Investment Income	14,579	24,000	15,000	16,000
TOTAL CEMETERY PRE-NEED	14,579	24,000	15,000	16,000
<b><u>AVIATION OPERATING (564)</u></b>				
3001 Current Unsecured Taxes	35,616	35,000	52,443	60,000
3200 State Grants	10,000	10,000	10,000	10,000
3250 Federal Grants	333,030	150,000	142,800	600,000
3520 Rental Income	144,610	230,000	207,652	230,000
3530 Miscellaneous Receipts	47	0	4,213	4,800
3545 Tie-Down Fees	2,816	1,500	735	800
3546 Gate Access Fees	6,545	6,000	5,300	6,000
3770 Property Damage Reimbursement	890	0	2,590	0
TOTAL AVIATION OPERATING	533,554	432,500	425,733	911,600
<b><u>LIABILITY SELF-INSURANCE (602)</u></b>				
3530 Miscellaneous Receipts	1,765	0	457	0
3770 Property Damage Reimbursement	8,666	0	0	0
TOTAL LIABILITY SELF-INSURANCE	10,431	0	457	0
<b><u>WRK COMP SELF-INSURANCE (606)</u></b>				
3305 Cost Recover/Reimb Expenditure	59	0	0	0
3750 Worker's Comp Receipts	2,351,700	2,000,000	2,000,000	2,049,150
TOTAL WRK COMP SELF-INSURANCE	2,351,759	2,000,000	2,000,000	2,049,150

City of Redlands  
2007-2008  
Adopted Budget

REVENUE DETAIL

	2005-06 ACTUAL (AUDITED)	2006-07 ADJUSTED BUDGET	2006-07 12 MONTH ESTIMATED	2007-08 COUNCIL ADOPTED
<b><u>EQUIPMENT MAINTENANCE (607)</u></b>				
3305 Cost Recover/Reimb Expenditure	11,245	13,500	5,398	0
3393 Maintenance: General Fund	1,545,809	1,500,000	1,500,000	1,736,053
3394 Maintenance: Non-General Fund	2,178,426	2,000,000	2,000,000	2,260,300
3398 L/LCNG Outside Fuel Sales	36,666	42,000	54,807	100,000
3530 Miscellaneous Receipts	1,146	100	0	0
TOTAL EQUIP MAINTENANCE	3,773,292	3,555,600	3,560,205	4,096,353
<b><u>UTILITY BILLING (608)</u></b>				
3305 Cost Recover/Reimb Expenditure	0	1,000	0	1,000
3385 Water Turn-On	73,742	60,000	84,108	85,000
3390 Utility Billing Service	941,633	1,093,094	1,093,094	965,000
3510 Investment Income	3,051	5,000	443	443
3511 Finance Charges	295,748	125,000	395,000	300,000
3512 Returned Check Charge	5,756	6,000	7,131	8,000
3530 Miscellaneous Receipts	45,313	45,000	34,037	45,000
TOTAL UTILITY BILLING	1,365,243	1,335,094	1,613,814	1,404,443
<b><u>CEMETERY ENDOWMENT (702)</u></b>				
3364 Cemetery Endowment	50,325	50,000	50,000	55,000
TOTAL CEMETERY ENDOWMENT	50,325	50,000	50,000	55,000
<b><u>COMM FAC DIST TRUST (710)</u></b>				
3305 Cost Recover/Reimb Expenditure	1,207,363	0	622,094	0
3510 Investment Income	36,498	50,000	60,000	50,000
TOTAL COMM FAC DIST TRUST	1,243,861	50,000	682,094	50,000
TOTAL NON-GENERAL FUNDS	74,555,905	70,166,146	74,688,729	65,514,184