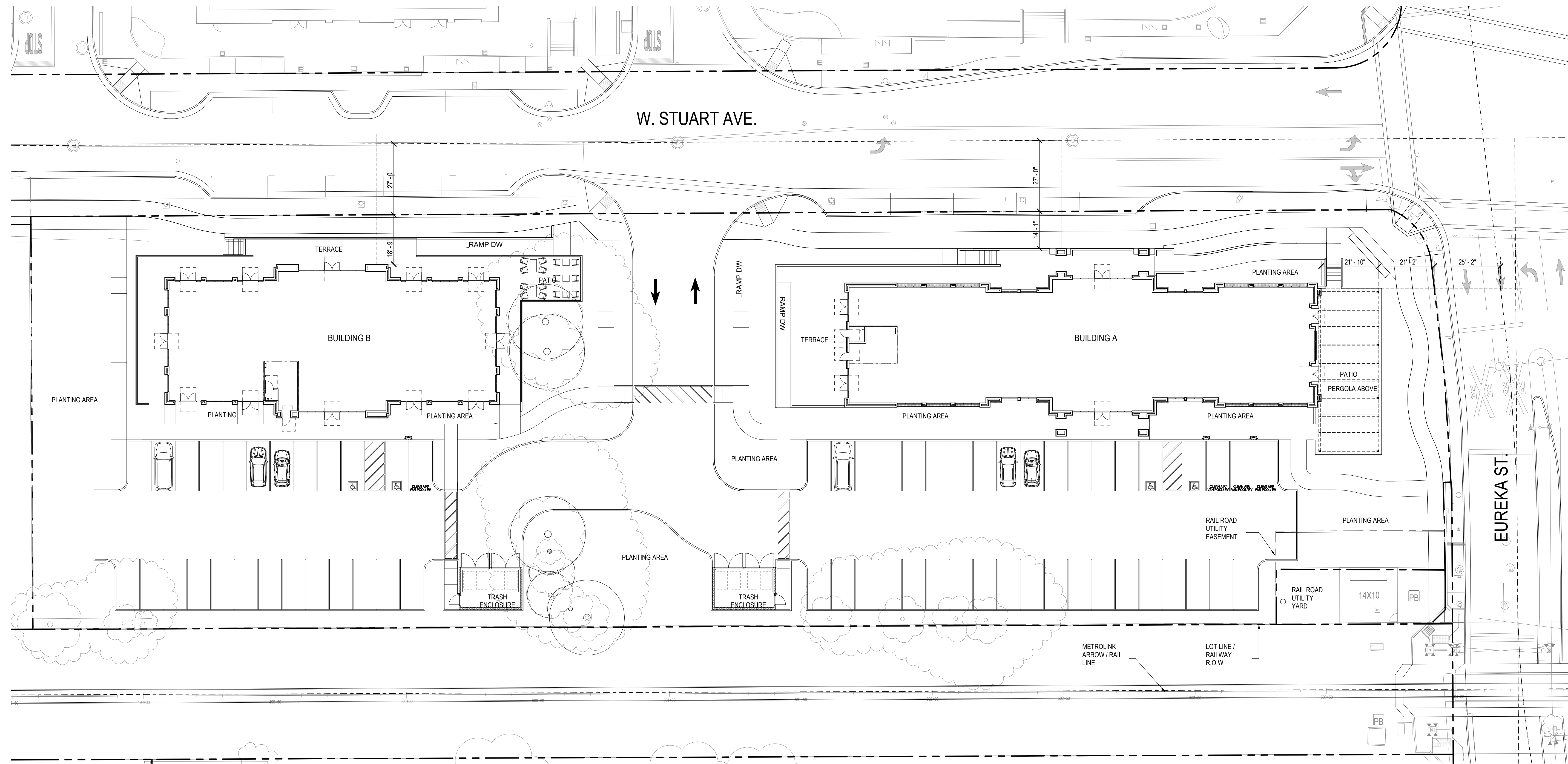
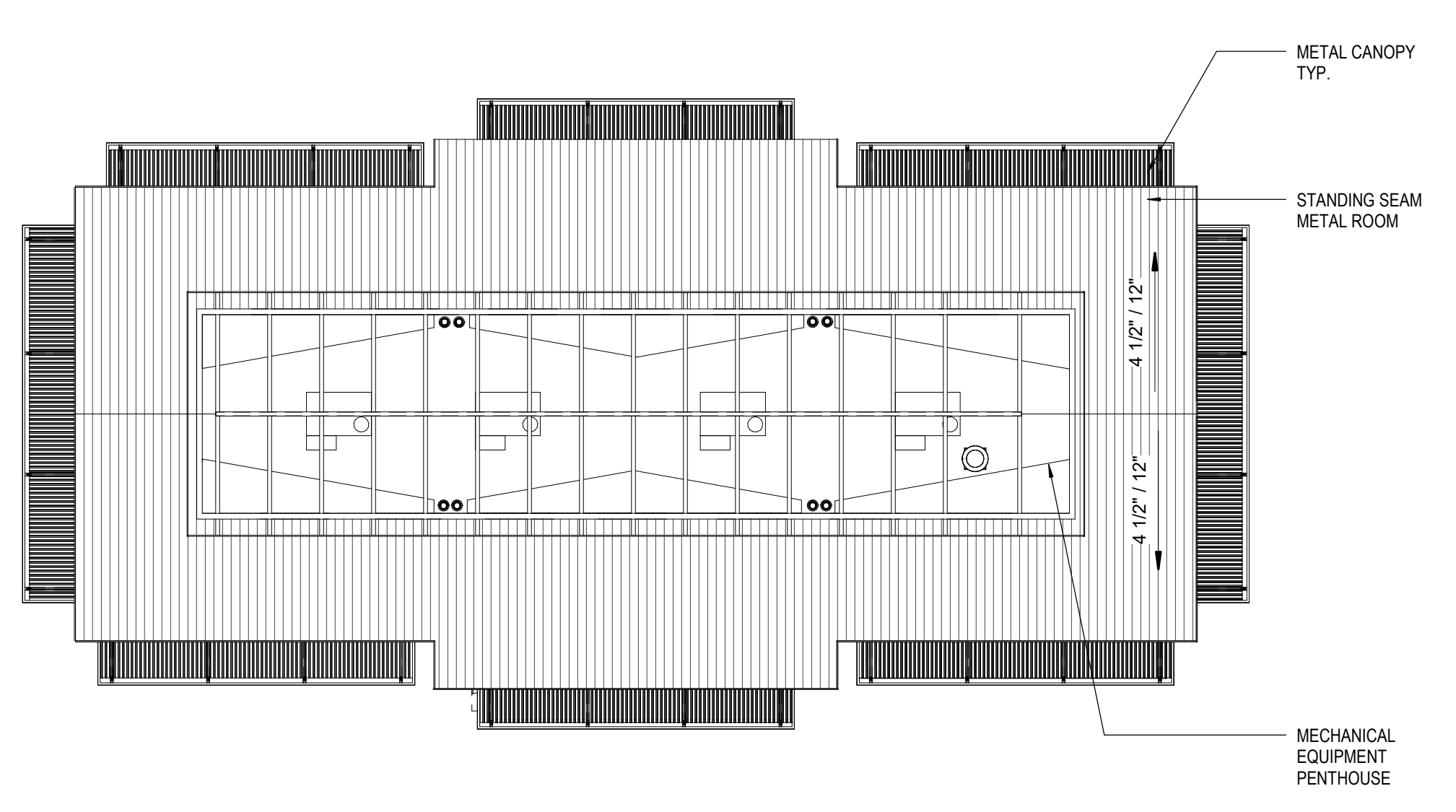


PACKING HOUSE DISTRICT - PHASE 2

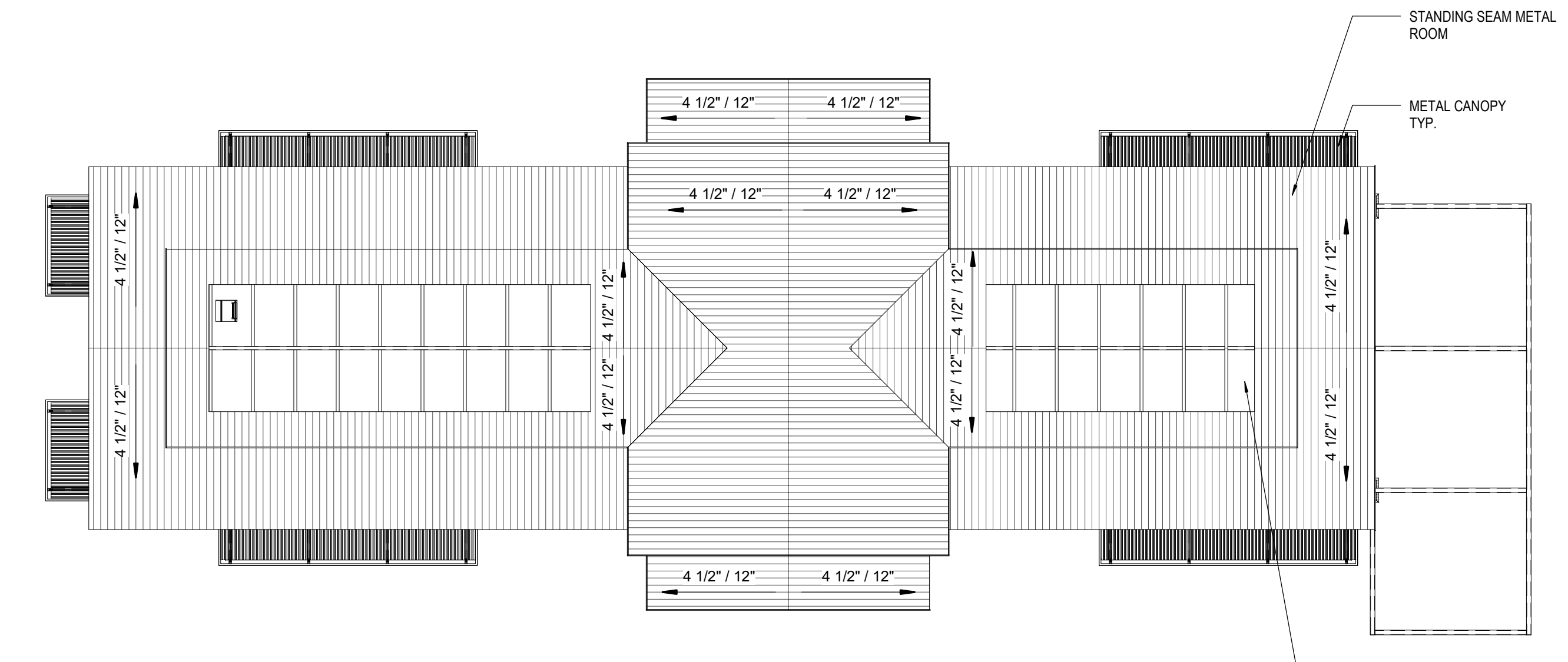
REDLANDS, CALIFORNIA



Site Plan
SCALE: 1" = 20'-0"



ROOF PLAN BLDG B
SCALE: 1/16" = 1'-0"



ROOF PLAN BLDG A
SCALE: 1/16" = 1'-0"

SHEET INDEX PLANNING	
NUMBER	DESIGNATION
A0.0 PC	TITLE SHEET / SITE PLAN
A1.0 A PC	EXTERIOR ELEVATIONS - BUILDING A
A1.0 B PC	EXTERIOR ELEVATIONS - BUILDING B
A2.0 PC	EXTERIOR RENDERING
A3.0 PC	MATERIAL BOARD

DESIGNATION	DESCRIPTION	FINISH
AMV-01	ADHERED MASONRY VENEER - THIN BRICK	WEATHERED BRICK (ANTIQUE RED)
AMV-02	ADHERED MASONRY VENEER - MANUFACTURED STONE	LIGHT GREY
CONC-01	CAST-IN-PLACE BOARD FORMED PORTLAND CEMENT CONCRETE	NATURAL CONCRETE
DOOR-02	ALUMINUM STOREFRONT DOORS AND FRAMING	DARK BRONZE
DOOR-04	EXTERIOR METAL DOOR	DARK BRONZE
LGTF-01	EXTERIOR LIGHT FIXTURE	DARK BRONZE
MTL-01	WIRE-ROPE METAL RAILINGS	POSTS: DUNN EDWARDS DEA 187 BLACK OILED/WAXED MILL FINISH
MTL-02	FABRICATED PLATE STEEL TRIM	OILED/WAXED MILL FINISH
MTL-03	EXPOSED STRUCTURAL STEEL FRAMING	DUNN EDWARDS DEA 187 BLACK - SEMI-GLOSS
MTL-04	DECORATIVE METAL SCREEN	RUSTIC
MWP-01	WEATHERING METAL WALL PANELS FLAT	RUSTIC
MWP-02	METAL WALL PANEL - CORRUGATED PANEL	PAINTED - GREY
ROOF-02	STANDING SEAM METAL ROOFING - PAINTED	PAINTED - GREY OR GREY GREEN
STF-01	ALUMINUM STOREFRONT DOORS AND FRAMING	DARK BRONZE
WD-03	NATURAL WOOD FRAMING AND TRIM	NATURAL FINISH - STAINED AND SEALED



NORTH ELEVATION - BUILDING A
SCALE: 1/8" = 1'-0"



SOUTH ELEVATION - BUILDING A
SCALE: 1/8" = 1'-0"



EAST ELEVATION - BUILDING A
SCALE: 1/8" = 1'-0"



WEST ELEVATION - BUILDING A
SCALE: 1/8" = 1'-0"

LEGEND MATERIALS

DESIGNATION	DESCRIPTION	FINISH
AMV-01	ADHERED MASONRY VENEER - THIN BRICK	WEATHERED BRICK (ANTIQUE RED)
AMV-02	ADHERED MASONRY VENEER - MANUFACTURED STONE	LIGHT GREY
CONC-01	CAST-IN-PLACE BOARD FORMED PORTLAND CEMENT CONCRETE	NATURAL CONCRETE
DOOR-02	ALUMINUM STOREFRONT DOORS AND FRAMING	DARK BRONZE
LGTF-01	EXTERIOR LIGHT FIXTURE	DARK BRONZE
MTL-01	WIRE-ROPE METAL RAILINGS	POSTS: DUNN EDWARDS DEA 187 BLACK
MTL-02	FABRICATED PLATE STEEL TRIM	OILED/WAXED MILL FINISH
MTL-03	EXPOSED STRUCTURAL STEEL FRAMING	DUNN EDWARDS DEA187 BLACK - SEMI-GLOSS
MTL-04	DECORATIVE METAL SCREEN	RUSTIC
MWP-01	WEATHERING METAL WALL PANELS FLAT	RUSTIC
MWP-02	METAL WALL PANEL - CORRUGATED PANEL	PAINTED - GREY
ROOF-02	STANDING SEAM METAL ROOFING - PAINTED	PAINTED - GREY OR GREY GREEN
STF-01	ALUMINUM STOREFRONT DOORS AND FRAMING	DARK BRONZE
WD-03	NATURAL WOOD FRAMING AND TRIM	NATURAL FINISH - STAINED AND SEALED



NORTH ELEVATION - BUILDING B

SCALE: 1/8" = 1'-0"



SOUTH ELEVATION - BUILDING B

SCALE: 1/8" = 1'-0"



EAST ELEVATION - BUILDING B

SCALE: 1/8" = 1'-0"



WEST ELEVATION - BUILDING B

SCALE: 1/8" = 1'-0"



VIEW FROM SOUTH/WEST - BUILDING B



VIEW FROM SOUTH EAST - BUILDING A



VIEW FROM NORTH /WEST -BUILDING B



VIEW FROM NORTH/EAST - EUREKA ST & STUART AVE