

RESOLUTION NO. 6521

A RESOLUTION OF THE CITY COUNCIL OF THE CITY OF REDLANDS ESTABLISHING A SALARY SCHEDULE AND COMPENSATION PLAN FOR CITY EMPLOYEES AND RESCINDING RESOLUTION NO. 6493.

WHEREAS, the City Council is authorized and directed under Ordinance No. 1089 to prepare, install, revise and maintain a position classification and compensation plan covering all positions in the competitive service,

IT IS HEREBY RESOLVED AS FOLLOWS:

THE CITY COUNCIL of the City of Redlands hereby establishes a basic compensation plan for all officers and employees in all of the classifications of employment provided in this resolution;

THAT said classification and salary schedule are hereby incorporated and attached to this resolution;

THAT said salary schedule and compensation plan shall be effective July 18, 2006.

Department	Positions	Unit	Range
<u>City Clerk's Office</u>			
City Clerk	1	M	75
Assistant City Clerk	<u>1</u> 2	MM	56
<i>Part Time Positions:</i>			
Administrative Assistant	2	P/T	
Total City Clerk's Office	4		
<u>City Manager's Office</u>			
City Manager	1		Contract
City Attorney	1		Contract
Attorney I/II	1	M	92/94
Executive Assistant	1	MM	62
Legal Secretary	1	G	52
Administrative Assistant I/II	<u>1</u> 6	G	39/43
Total City Manager's Office	6		
<u>City Treasurer's Office</u>			
City Treasurer	1	M	82
Assistant City Treasurer	1	MM	65
Parking Citation Technician	1	G	49
Accounting Technician I/II	<u>4</u>	G	41/45

<u>City Treasurer's Office – Continued</u>	Positions	Unit	Range
	7		
<i>Part Time Position:</i>			
Business License Inspector	1	P/T	
Total City Treasurer's Office	8		
<u>Administrative Services Department</u>			
Administrative Services Director	1	M	90
Administrative Analyst	1	MM	62Y
Administrative Secretary	$\frac{1}{3}$	G	47
	3		
Human Resources			
Worker's Compensation Technician	1	G	53
Personnel Services Technician	1	G	53
Personnel Services Assistant	$\frac{1}{3}$	G	49
	3		
Building Maintenance			
Building Maintenance Supervisor	1	G	60
Senior Building Maintenance Worker	$\frac{1}{2}$	G	53
	2		
Equipment Maintenance			
Equipment Maintenance Superintendent	1	MM	74
Senior Mechanic	2	G	60
Fire Mechanic	1	G	56
Heavy Equipment Mechanic	1	G	52
Mechanic I/II	7	G	48/52
Senior Storekeeper	1	G	45
E. M. Administrative Assistant	1	G	44Y
Administrative Assistant I/II	$\frac{1}{15}$	G	39/43
	15		
<i>Part Time Positions:</i>			
Maintenance Worker	2	P/T	
Account Technician	$\frac{1}{3}$	P/T	
	3		
Total Administrative Services Department	26		
<u>Community Development Department</u>			
Community Development Director	1	M	89
Assistant Community Development Director	$\frac{1}{2}$	M	80
	2		
Building Division			
Chief Building Official	1	MM	76
Plan Check Examiner	1	G	64Y
Building Inspector I/II	4	G	52/56
Building Permit Technician	$\frac{1}{7}$	G	50
	7		

<u>Community Development Continued</u>	Positions	Unit	Range
<i>Downtown Redlands Business Association</i>			
Senior Special Programs Coordinator	1	G	55
Special Programs Coordinator	<u>1</u>	G	50
	2		
<i>Planning Division</i>			
Principal Planner/Project Manager	1	MM	76
Senior Planner	1	MM	70A
Junior/Assistant/Associate Planner	3	G	55/62/66
Senior Administrative Assistant	1	G	50
Administrative Secretary	1	G	47
Administrative Assistant I/II	<u>1</u>	G	39/43
	8		
<i>Part Time Positions:</i>			
Maintenance Worker	3	P/T	
<i>Total Community Development Department</i>	22		
<u>Finance Department</u>			
Finance Director	1	M	88
Assistant Finance Director	1	M	80
Senior Accountant	1	MM	68
Risk Management Technician	1	G	53
Payroll Technician	1	G	53
Senior Accounting Technician	1	G	49
Accounting Technician I/II	<u>2</u>	G	41/45
	8		
<i>Purchasing Division</i>			
Purchasing Administrator	1	MM	68
Purchasing Assistant	1	G	49
Storekeeper	<u>2</u>	G	40
	4		
<i>Total Finance Department</i>	12		
<u>Fire Department</u>			
Fire Chief	1	MS	92
Deputy Fire Chief	1	MS	87
Battalion Chief	5	MS	79
Chief Investigator	1	MM	71A
Fire Marshal	1	F	79
Assistant Fire Marshal	1	F	75
Fire Captain	15	F	60
Fire Engineer	15	F	55
Fire Fighter	24	F	50
Administrative Analyst	1	MM	62Y
Fire Administrative Assistant I/II	<u>2</u>	CS	39/43
	67		
<i>Total Fire Department</i>	67		

Department	Positions	Unit	Range
<u>Library</u>			
Library Director	1	M	86
Archivist Curator	1	M	78
Principal Librarian	2	MM	66A
Senior Librarian	1	MM	60A
Associate Archivist	2	MM	60A
Administrative Analyst	1	MM	62Y
Senior Library Information Systems Coordinator	1	G	59
Library Specialist I/II	6	G	44/48
Administrative Assistant I/II	1	G	39/43
Library Clerk	4	G	37
Building Maintenance Worker	1	G	49
	21		
<i>Part Time Positions:</i>			
Library Page	10,000	Hours/Yr	
Administrative Assistant	1	P/T	
Library Clerk	2	P/T	
Technical Services Clerk	1	P/T	
Museum Attendant	2	P/T	
Work Study Intern	3	P/T	
	9		
Total Library	30		
<u>Municipal Utilities Department</u>			
<u>Administration</u>			
Municipal Utilities Director	1	M	92
Chief of Water Resources	1	M	88
Senior Civil Engineer w/R.E.	1	MM	77A
Capital Projects Manager	1	MM	77A
Civil Engineer w/R.E.	1	MM	74A
Assistant/Associate Engineer w/R.E.	1	MM	70B/72A
Assistant/Associate Engineer	1	MM	64A/68A
Geographic Information Systems Administrator	1	MM	72B
Utilities Project Manager	1	MM	69A
Utilities Project Manager	1	MM	Unfilled
Utilities GIS Specialist	1	G	63
Utilities MIS Specialist	1	G	63
Utilities Database Technician	1	G	59/63
Utilities Resources/Information Specialist	1	G	59
Junior Engineer	1	G	58
Utilities Project Specialist	1	G	55/59
Senior Administrative Assistant	2	G	50
Administrative Assistant I/II	1	G	39/43
	19		
<u>Customer Service</u>			
Customer Service Manager	1	MM	74
Customer Operations Supervisor	1	G	59
Billing and Meter Technician	1	G	53

<i>Municipal Utilities Continued</i>	Positions	Unit	Range
Senior Customer Service Technician	1	G	49
Customer Service Field Technician II/III/IV/V	1	G	47/49/51/53
Water Meter Reader	2	G	43
Customer Service Technician I/II	<u>5</u>	G	41/45
	12		
<i>Water Division</i>			
Water Operations Manager	1	MM	84
Water Production Operations Supervisor	1	G	72
Water Production Maintenance Supervisor	1	G	72
Water Distribution Supervisor	1	G	72
Regulatory Compliance Officer – Water	1	G	66
Water Quality Control Officer	1	G	62
Water Distribution Operator Foreperson III/IV/V	2	G	58/60/62
Cross Connection Control Inspector	1	G	56
Senior Water Treatment Operator	2	G	68
Water Treatment Operator II/III/IV	4	G	59Y/63Y/65Y
Plant Mechanic I/II	2	G	52/56
Water Quality Technician I/II	3	G	49/53
Water Distribution Operator OIT/I/II/III/IV/V	9	G	39/43/47/49/51/53
Water Distribution Journeyman	1	G	47
Water Distribution Operator/Sr. Equip. Operator OIT-V	2	G	44/48/52/54/56/58
Water Distribution Operator/Welder OIT-V	2	G	44/48/52/54/56/58
Water Distribution Operator/Equip. Operator OIT-V	1	G	41/45/49/51/53/55
Equipment Operator OIT/I/II	1	G	42/48/50
Senior Grounds Maintenance Worker	1	G	47
Maintenance Worker	2	G	40
Grounds Maintenance Worker I/II	<u>1</u>	G	40/43
	40		
<i>Solid Waste Division</i>			
Solid Waste Manager	1	M	84
Solid Waste Landfill Supervisor	1	MM	74
Solid Waste and Recycling Technician I/II	1	G	49/51
Solid Waste Route Supervisor	2	G	58
Senior Solid Waste Truck Driver	1	G	52
Senior Equipment Operator	2	G	52
Welder	1	G	52
Solid Waste Truck Driver	23	G	48
Equipment Operator OIT/I/II	2	G	42/48/50
Solid Waste Collector	5	G	42
Maintenance Worker	<u>1</u>	G	40
	40		
<i>Wastewater Division</i>			
Laboratory Manager	1	MM	74
Wastewater Facilities Operations Supervisor	1	G	72
Wastewater Facilities Maintenance Supervisor	1	G	68
Regulatory Compliance Officer	1	G	66
Plant Mechanic I/II	3	G	52/56
Line Maintenance Supervisor	1	G	58
Laboratory Technician I/II/III/IV	4	G	50/54/58/60

<u>Municipal Utilities Continued</u>	Positions	Unit	Range
Wastewater Facilities Operator I/II/III/IV/V	6	G	55Y/59Y/63Y/ 65Y/67Y
Line Maintenance Worker	3	G	48
Senior Grounds Maintenance Worker	1	G	47
Maintenance Worker	<u>2</u>	G	40
	24		
<i>Cemetery Division</i>			
Cemetery Services Assistant	1	G	50
Senior Cemetery Caretaker	1	G	48
Cemetery Caretaker I/II	<u>1</u>	G	40/43
	3		
<i>Part Time Positions:</i>			
Technical Services Clerk	3	P/T	
Cemetery Aide	2	P/T	
Wastewater Treatment Plant Electrician	1	P/T	
Maintenance Worker	1	P/T	
Zanjero	<u>1</u>	P/T	
	8		
<i>Total Municipal Utilities Department</i>	146		
<u><i>Police Department</i></u>			
Chief of Police	1	MS	93
Deputy Chief of Police	1	MS	89
Police Captain	1	MS	85
Police Lieutenant	4	MS	81
Police Sergeant	10	P	70
Police Corporal/Investigator	19	P	64
Police Officer	54	P	60
Public Information Officer	1	MM	73Y
Support Services Supervisor	1	MM	68
Administrative Analyst	1	MM	62
Executive Police Assistant	1	CS	62Y
Crime Analyst	1	CS	59
Senior Code Enforcement Officer	1	CS	59
Animal Control Supervisor	1	CS	56
Police Records Supervisor	1	CS	56
Code Enforcement Officer	1	CS	56
Forensic Services Supervisor	1	CS	64
Forensic Science Technician	1	CS	53
Police Communications Supervisor	1	CS	53
Dispatcher Shift Supervisor	2	CS	51
Senior Administrative Assistant	1	CS	50
Building Maintenance Worker	1	CS	49
Community Service Officer/Dispatcher I/II	10	CS	43/47
Dispatcher/Community Service Officer I/II	14	CS	43/47
Police Administrative Secretary	1	CS	47
Police Customer Service Representative/Trainee	11	CS	39/43
Police Customer Service Representative/Trainee	2	CS	Unfilled

<u><i>Police Department Continued</i></u>	Positions	Unit	Range
Animal Control Officer	2	CS	43
Animal Control Officer	1	CS	Unfilled
Parking Control Officer	2	CS	39
Video Technician	1	CS	42
Kennel Attendant	<u>1</u>	CS	35
	151		
<i>Recreation/Senior Services</i>			
Community Services Superintendent	1	MM	75
Senior Recreation Program Coordinator	1	CS	54
Recreation Program Coordinator	5	CS	50
Bus Driver	1	CS	39
Building Maintenance Worker	1	CS	49
Administrative Assistant I/II	<u>1</u>	CS	39/43
	10		
<i>Management Information Systems Division</i>			
Management Information Systems Administrator	1	MM	78A
Police M.I.S. Specialist	1	CS	63
Senior Information Systems Technician	1	CS	63
M.I.S. Support Technician	<u>1</u>	CS	55
	4		
<i>Part Time Positions:</i>			
Background Investigator	1	P/T	
Dispatcher/CSO	2	P/T	
Kennel Attendant	1	P/T	
Account Technician	1	Unfilled	
Cadet	4	P/T	
ID Technician Trainee	1	P/T	
Recreation Coordinator	8	P/T	
Special Programs Aide	9	P/T	
Special Programs Aide	4	Unfilled	
Maintenance Worker	3	P/T	
Maintenance Worker	1	Unfilled	
Bus Driver	<u>2</u>	P/T	
	37		
College Intern	4050	Hours/Yr	
Recreation Aide	2000	Hours/Yr	
Recreation Leader	6000	Hours/Yr	
Sports Official	3025	Hours/Yr	
<i>Total Police Department</i>	202		
<u><i>Public Works Department</i></u>			
<i>Administration</i>			
Public Works Director	1	M	90
Assistant Public Works Director	1	M	84
Public Works Operations Manager	1	MM	80
N.P.D.E.S. Inspector	1	G	53
Senior Administrative Assistant	1	G	50
Administrative Assistant I/II	<u>2</u>	G	39/43

<u>Public Works Continued</u>	Positions	Unit	Range
	7		
<i>Electrical</i>			
Streets and Electrical Supervisor	1	G	68
Electrician	1	G	49Y
Traffic Signal Technician I/II	<u>3</u>	G	45Y/49Y
	5		
<i>Engineering Services</i>			
Senior Civil Engineer w/R.E.	2	MM	77A
Assistant/Associate Engineer	3	MM	64A/68A
Principal Construction Inspector	1	G	69Y
Public Works Construction Inspector I/II	<u>2</u>	G	61AY/63AY
	8		
<i>Parks and Trees Division</i>			
Parks and Trees Supervisor	1	G	60
Senior Tree Trimmer	1	G	52
Senior Grounds Maintenance Worker	1	G	51
Tree Trimmer I/II	3	G	44/48
Parks Maintenance Mechanic	1	G	47
Grounds Maintenance Worker I/II	<u>9</u>	G	40/43
	16		
<i>Street Division</i>			
Senior Asphalt Worker	1	G	52
Senior Concrete Worker	1	G	52
Senior Street Maintenance Worker	1	G	52
Senior Sign & Paint Worker	1	G	52
Street Sweeper Operator	2	G	48
Equipment Operator OIT/I/II	3	G	42/48/50
Asphalt Worker	1	G	48
Concrete Worker	1	G	48
Sign & Paint Worker	1	G	48
Maintenance Worker	<u>2</u>	G	40
	14		
<i>Part Time Positions:</i>			
Maintenance Worker	2	P/T	
<i>Total Public Works Department</i>	52		
<u>Redevelopment Department</u>			
Redevelopment Director	1	M	89
Redevelopment Housing Project Manager I/II	1	MM	70/74
Administrative Assistant I/II	<u>1</u>	G	39/43
	3		
<i>Housing</i>			
Housing Technician	2	G	50
<i>Part Time Positions:</i>			
Tourism	2	P/T	

Total Redevelopment Department	7
Total Full Time Positions	515
Total Part Time Positions	67
Total Authorized Positions	582

AT-WILL POSITIONS

At-Will Fire Fighter	4	F	50
At-Will Police Officer	4	P	60
At-Will Solid Waste Truck Driver	<u>2</u>	G	48
Total At-Will Positions	10		

GRANT FUNDED AND REIMBURSEABLE POSITIONS

Library:

Senior Librarian/Literacy Coordinator (Adult Literacy Grant - Expires June 2007*)	1	MM	60
--	---	----	----

* Staff will return to Council if this position is not fully funded by the State grant.

Police Department:

Director of Community Analysis and Technology	1	M	84
Police G.I.S. Analyst	1	CS	63
Police Database Analyst	1	CS	63
Crime Analyst	1	CS	59
Administrative Assistant (COMPASS Congressional earmark – 2007-08)	1	CS	39/43
Police Officer (COPS Universal Hiring Grant – December 2008*)	4	P	60
Police Officer (COPS Universal Hiring Grant – September 2009**)	3	P	60
Police Officer (OTS – July 2007)	<u>1</u> 13	P	60

* Grant expires December 31, 2007; the City is required to fund the position for one full budget cycle after expiration.

** Grant expires September 30, 2008; the City is required to fund the position for one full budget cycle after expiration.

Total Grant Funded Positions	14
-------------------------------------	-----------

All grant funded and reimbursable positions are contingent upon continued funding.

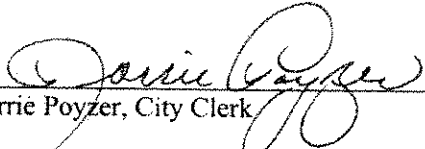
Total Authorized Positions	582
Total At-Will Positions	10
Total Grant Funded Positions	14
TOTAL POSITIONS	606

ADOPTED, SIGNED AND APPROVED this 18th day of July, 2006.



 Jon Harrison, Mayor


ATTEST:



 Lorrie Poyzer, City Clerk

I, Lorrie Poyzer, City Clerk of the City of Redlands hereby certify that the foregoing resolution was duly adopted by the City Council at a regular meeting thereof held on the 18th day of July, 2006, by the following vote:

AYES: Councilmembers Gilbreath, Gil, Gallagher, Aguilar; Mayor Harrison
 NOES: None
 ABSENT: None
 ABSTAIN: None



 Lorrie Poyzer, City Clerk

**CITY OF REDLANDS
SALARY SCHEDULE**

**TEMPORARY AND
PART TIME
POSITIONS**

POSITION TITLE	BENCHMARK	RANGE	HOURLY RATE
Account Technician	A Step Account Technician II	G 45	\$15.073
Administrative Assistant	A Step Admin Assistant I	G 39	\$13.003
Background Investigator	E Step Sergeant	P 70	\$40.987
Business License Inspector	E Step Code Enforcement Officer	CS 56	\$24.514
Bus Driver	A Step Bus Driver	CS 39	\$13.257
Cemetery Aide	A Step Admin Assistant I	G 39	\$13.003
College Intern	Flat Rate		\$9.500
CSO/Dispatcher I/II	A Step CSO/Dispatcher I/II	CS 43	\$14.626
DRBA Coordinator	A Step Admin Assistant I	G 39	\$13.003
Junior Storekeeper	20% below A Step Storekeeper	G 40	\$10.662
Kennel Attendant	A Step Kennel Attendant	CS 35	\$12.003
Library Clerk	A Step Library Clerk	G 37	\$12.372
Library Page	Minimum Wage		\$6.750
Maintenance Custodian	20% below Maintenance Worker	G 40	\$10.662
Maintenance Worker	A Step Maintenance Worker	G 40	\$13.328
Museum Attendant	20% below A Step Library Clerk	G 37	\$9.897
Parking Control Officer	A Step Parking Control Officer	CS 39	\$13.257
Parts Assistant	A Step Storekeeper	G 40	\$13.328
Police Cadet	10% below CSO/Dispatcher I	CS 43	\$13.163
Police ID Technician Trainee	10% below CSO/Dispatcher I	CS 43	\$13.163
Police Officer Trainee	A Step Police Officer	P 60	\$25.521
Recreation Aide	Minimum Wage		\$6.750
Recreation Leader	5% above Minimum Wage		\$7.000
Special Programs Aide	20% above Recreation Leader		\$8.508

Effective July 2006

**CITY OF REDLANDS
SALARY SCHEDULE**

**TEMPORARY AND
PART TIME
POSITIONS**

POSITION TITLE	BENCHMARK	RANGE	HOURLY RATE
Recreation Coordinator	40% above Special Programs Aide		\$11.876
Sports Official	Flat Rate		\$18.000
Technical Services Clerk	C Step Library Clerk	G 37	\$13.640
Utilities Database Intern	Flat Rate		\$9.500
Video Technician	A Step Video Technician	CS 42	\$14.269
Zanjero	Flat Rate		\$15.800

Effective July 2006

**CITY OF REDLANDS
SALARY SCHEDULE**

GENERAL UNIT

Range		A	B	C	D	E	F
35	HOURLY	11.773	12.362	12.980	13.629	14.310	15.026
	MONTHLY	2041	2143	2250	2362	2480	2604
	ANNUAL	24488	25712	26998	28348	29765	31253
36	HOURLY	12.067	12.670	13.304	13.969	14.668	15.401
	MONTHLY	2092	2196	2306	2421	2542	2669
	ANNUAL	25099	26354	27672	29056	30508	32034
37	HOURLY	12.372	12.991	13.640	14.322	15.038	15.790
	MONTHLY	2144	2252	2364	2483	2607	2737
	ANNUAL	25734	27020	28371	29790	31280	32844
38	HOURLY	12.678	13.312	13.977	14.676	15.410	16.181
	MONTHLY	2198	2307	2423	2544	2671	2805
	ANNUAL	26370	27689	29073	30527	32053	33656
39	HOURLY	13.003	13.653	14.336	15.053	15.805	16.595
	MONTHLY	2254	2367	2485	2609	2740	2877
	ANNUAL	27046	28399	29818	31309	32875	34519
40	HOURLY	13.328	13.994	14.694	15.429	16.200	17.010
	MONTHLY	2310	2426	2547	2674	2808	2948
	ANNUAL	27722	29108	30564	32092	33697	35381
41	HOURLY	13.659	14.342	15.059	15.812	16.603	17.433
	MONTHLY	2368	2486	2610	2741	2878	3022
	ANNUAL	28411	29831	31323	32889	34533	36260
42	HOURLY	13.996	14.696	15.431	16.202	17.012	17.863
	MONTHLY	2426	2547	2675	2808	2949	3096
	ANNUAL	29112	30567	32096	33700	35385	37155
43	HOURLY	14.346	15.063	15.816	16.607	17.438	18.310
	MONTHLY	2487	2611	2742	2879	3023	3174
	ANNUAL	29840	31332	32898	34543	36270	38084
44	HOURLY	14.709	15.444	16.217	17.028	17.879	18.773
	MONTHLY	2550	2677	2811	2951	3099	3254
	ANNUAL	30595	32124	33731	35417	37188	39047

Effective July 2006
3%

Approx 2.5% between ranges
Approx 5% between steps

**CITY OF REDLANDS
SALARY SCHEDULE**

GENERAL UNIT

Range		A	B	C	D	E	F
45	HOURLY	15.073	15.827	16.618	17.449	18.321	19.237
	MONTHLY	2613	2743	2880	3024	3176	3334
	ANNUAL	31352	32919	34565	36294	38108	40014
46	HOURLY	15.455	16.228	17.039	17.891	18.786	19.725
	MONTHLY	2679	2813	2953	3101	3256	3419
	ANNUAL	32146	33754	35441	37213	39074	41028
47	HOURLY	15.843	16.635	17.467	18.340	19.257	20.220
	MONTHLY	2746	2883	3028	3179	3338	3505
	ANNUAL	32953	34601	36331	38148	40055	42058
48	HOURLY	16.236	17.048	17.900	18.795	19.735	20.722
	MONTHLY	2814	2955	3103	3258	3421	3592
	ANNUAL	33771	35459	37232	39094	41049	43101
49	HOURLY	16.638	17.470	18.343	19.261	20.224	21.235
	MONTHLY	2884	3028	3180	3338	3505	3681
	ANNUAL	34607	36337	38154	40062	42065	44168
50	HOURLY	17.058	17.911	18.806	19.747	20.734	21.771
	MONTHLY	2957	3105	3260	3423	3594	3774
	ANNUAL	35481	37255	39117	41073	43127	45283
51	HOURLY	17.484	18.358	19.276	20.240	21.252	22.315
	MONTHLY	3031	3182	3341	3508	3684	3868
	ANNUAL	36367	38185	40094	42099	44204	46414
52	HOURLY	17.916	18.812	19.752	20.740	21.777	22.866
	MONTHLY	3105	3261	3424	3595	3775	3963
	ANNUAL	37265	39129	41085	43139	45296	47561
53	HOURLY	18.370	19.289	20.253	21.266	22.329	23.445
	MONTHLY	3184	3343	3511	3686	3870	4064
	ANNUAL	38210	40120	42126	44232	46444	48766
54	HOURLY	18.827	19.768	20.757	21.795	22.884	24.029
	MONTHLY	3263	3427	3598	3778	3967	4165
	ANNUAL	39160	41118	43174	45333	47599	49979

Effective July 2006
3%

Approx 2.5% between ranges
Approx 5% between steps

**CITY OF REDLANDS
SALARY SCHEDULE**

GENERAL UNIT

Range		A	B	C	D	E	F
55	HOURLY	19.298	20.263	21.276	22.340	23.457	24.630
	MONTHLY	3345	3512	3688	3872	4066	4269
	ANNUAL	40140	42147	44254	46467	48790	51230
56	HOURLY	19.783	20.772	21.811	22.901	24.046	25.249
	MONTHLY	3429	3601	3781	3970	4168	4376
	ANNUAL	41149	43206	45366	47635	50016	52517
57	HOURLY	20.273	21.287	22.351	23.469	24.642	25.874
	MONTHLY	3514	3690	3874	4068	4271	4485
	ANNUAL	42168	44276	46490	48815	51255	53818
58	HOURLY	20.782	21.821	22.912	24.058	25.261	26.524
	MONTHLY	3602	3782	3971	4170	4379	4597
	ANNUAL	43227	45388	47657	50040	52542	55169
59	HOURLY	21.304	22.369	23.488	24.662	25.895	27.190
	MONTHLY	3693	3877	4071	4275	4488	4713
	ANNUAL	44312	46528	48854	51297	53862	56555
60	HOURLY	21.831	22.923	24.069	25.272	26.536	27.863
	MONTHLY	3784	3973	4172	4380	4600	4830
	ANNUAL	45408	47679	50063	52566	55194	57954
61	HOURLY	22.386	23.505	24.681	25.915	27.210	28.571
	MONTHLY	3880	4074	4278	4492	4716	4952
	ANNUAL	46563	48891	51336	53902	56597	59427
62	HOURLY	22.945	24.092	25.297	26.562	27.890	29.284
	MONTHLY	3977	4176	4385	4604	4834	5076
	ANNUAL	47726	50112	52617	55248	58011	60911
63	HOURLY	23.512	24.688	25.922	27.218	28.579	30.008
	MONTHLY	4075	4279	4493	4718	4954	5201
	ANNUAL	48905	51350	53918	56614	59444	62416
64	HOURLY	24.097	25.302	26.567	27.895	29.290	30.755
	MONTHLY	4177	4386	4605	4835	5077	5331
	ANNUAL	50122	52628	55259	58022	60923	63969

Effective July 2006
3%

Approx 2.5% between ranges
Approx 5% between steps

**CITY OF REDLANDS
SALARY SCHEDULE**

GENERAL UNIT

Range		A	B	C	D	E	F
65	HOURLY	24.708	25.943	27.241	28.603	30.033	31.534
	MONTHLY	4283	4497	4722	4958	5206	5466
	ANNUAL	51393	53962	56660	59493	62468	65591
66	HOURLY	25.321	26.587	27.916	29.312	30.778	32.317
	MONTHLY	4389	4608	4839	5081	5335	5602
	ANNUAL	52668	55301	58066	60969	64018	67219
67	HOURLY	25.958	27.256	28.619	30.050	31.552	33.130
	MONTHLY	4499	4724	4961	5209	5469	5742
	ANNUAL	53993	56692	59527	62503	65628	68910
68	HOURLY	26.605	27.935	29.332	30.799	32.339	33.955
	MONTHLY	4612	4842	5084	5338	5605	5886
	ANNUAL	55338	58105	61011	64061	67264	70627
69	HOURLY	27.268	28.631	30.063	31.566	33.144	34.802
	MONTHLY	4726	4963	5211	5471	5745	6032
	ANNUAL	56717	59553	62531	65658	68940	72387
70	HOURLY	27.950	29.348	30.815	32.356	33.973	35.672
	MONTHLY	4845	5087	5341	5608	5889	6183
	ANNUAL	58136	61043	64095	67300	70665	74198
71	HOURLY	28.649	30.081	31.586	33.165	34.823	36.564
	MONTHLY	4966	5214	5475	5749	6036	6338
	ANNUAL	59590	62569	65698	68983	72432	76054
72	HOURLY	29.362	30.830	32.372	33.990	35.690	37.474
	MONTHLY	5089	5344	5611	5892	6186	6496
	ANNUAL	61073	64127	67333	70700	74235	77946
73	HOURLY	30.101	31.606	33.186	34.846	36.588	38.417
	MONTHLY	5218	5478	5752	6040	6342	6659
	ANNUAL	62610	65741	69028	72479	76103	79908
74	HOURLY	30.851	32.394	34.013	35.714	37.500	39.375
	MONTHLY	5348	5615	5896	6190	6500	6825
	ANNUAL	64170	67379	70748	74285	77999	81899

Effective July 2006
3%

Approx 2.5% between ranges
Approx 5% between steps

**CITY OF REDLANDS
SALARY SCHEDULE**

GENERAL UNIT

Range		A	B	C	D	E	F
75	HOURLY	31.623	33.204	34.864	36.608	38.438	40.360
	MONTHLY	5481	5755	6043	6345	6663	6996
	ANNUAL	65776	69065	72518	76144	79951	83948
76	HOURLY	32.418	34.039	35.741	37.528	39.404	41.374
	MONTHLY	5619	5900	6195	6505	6830	7172
	ANNUAL	67429	70801	74341	78058	81961	86059
77	HOURLY	33.225	34.886	36.631	38.462	40.385	42.404
	MONTHLY	5759	6047	6349	6667	7000	7350
	ANNUAL	69108	72563	76192	80001	84001	88201
78	HOURLY	34.060	35.763	37.551	39.429	41.400	43.470
	MONTHLY	5904	6199	6509	6834	7176	7535
	ANNUAL	70845	74387	78106	82012	86112	90418
79	HOURLY	34.912	36.658	38.490	40.415	42.436	44.558
	MONTHLY	6051	6354	6672	7005	7356	7723
	ANNUAL	72617	76248	80060	84063	88266	92680
80	HOURLY	35.779	37.568	39.446	41.419	43.490	45.664
	MONTHLY	6202	6512	6837	7179	7538	7915
	ANNUAL	74420	78141	82048	86151	90458	94981
81	HOURLY	36.676	38.510	40.435	42.457	44.580	46.809
	MONTHLY	6357	6675	7009	7359	7727	8114
	ANNUAL	76286	80100	84105	88311	92726	97363
82	HOURLY	37.592	39.472	41.445	43.517	45.693	47.978
	MONTHLY	6516	6842	7184	7543	7920	8316
	ANNUAL	78191	82101	86206	90516	95042	99794
83	HOURLY	38.535	40.462	42.485	44.609	46.840	49.182
	MONTHLY	6679	7013	7364	7732	8119	8525
	ANNUAL	80153	84160	88368	92787	97426	102298
84	HOURLY	39.495	41.470	43.543	45.720	48.006	50.407
	MONTHLY	6846	7188	7547	7925	8321	8737
	ANNUAL	82150	86257	90570	95098	99853	104846

Effective July 2006
3%

Approx 2.5% between ranges
Approx 5% between steps

**CITY OF REDLANDS
SALARY SCHEDULE**

GENERAL UNIT

Range		A	B	C	D	E	F
85	HOURLY	40.482	42.506	44.631	46.863	49.206	51.666
	MONTHLY	7017	7368	7736	8123	8529	8956
	ANNUAL	84203	88413	92833	97475	102349	107466
86	HOURLY	41.495	43.570	45.748	48.036	50.437	52.959
	MONTHLY	7192	7552	7930	8326	8742	9180
	ANNUAL	86310	90625	95156	99914	104910	110155
87	HOURLY	42.532	44.659	46.892	49.236	51.698	54.283
	MONTHLY	7372	7741	8128	8534	8961	9409
	ANNUAL	88467	92890	97534	102411	107532	112908
88	HOURLY	43.594	45.774	48.062	50.466	52.989	55.638
	MONTHLY	7556	7934	8331	8747	9185	9644
	ANNUAL	90676	95209	99970	104968	110217	115727
89	HOURLY	44.684	46.918	49.264	51.727	54.314	57.029
	MONTHLY	7745	8132	8539	8966	9414	9885
	ANNUAL	92943	97590	102469	107593	112972	118621
90	HOURLY	45.804	48.094	50.499	53.024	55.675	58.459
	MONTHLY	7939	8336	8753	9191	9650	10133
	ANNUAL	95272	100036	105038	110290	115804	121594
91	HOURLY	46.950	49.298	51.762	54.350	57.068	59.921
	MONTHLY	8138	8545	8972	9421	9892	10386
	ANNUAL	97656	102539	107666	113049	118701	124637
92	HOURLY	48.120	50.526	53.052	55.705	58.490	61.415
	MONTHLY	8341	8758	9196	9656	10138	10645
	ANNUAL	100090	105094	110349	115866	121660	127743
93	HOURLY	49.210	51.671	54.254	56.967	59.815	62.806
	MONTHLY	8530	8956	9404	9874	10368	10886
	ANNUAL	102357	107475	112848	118491	124415	130636
94	HOURLY	50.559	53.087	55.741	58.528	61.455	64.528
	MONTHLY	8764	9202	9662	10145	10652	11185
	ANNUAL	105163	110421	115942	121739	127826	134217

Effective July 2006
3%

Approx 2.5% between ranges
Approx 5% between steps

**CITY OF REDLANDS
SALARY SCHEDULE**

GENERAL UNIT

Range		A	B	C	D	E	F
95	HOURLY	51.825	54.416	57.137	59.994	62.994	66.143
	MONTHLY	8983	9432	9904	10399	10919	11465
	ANNUAL	107796	113186	118845	124787	131027	137578
96	HOURLY	53.118	55.774	58.563	61.491	64.565	67.794
	MONTHLY	9207	9667	10151	10658	11191	11751
	ANNUAL	110485	116010	121810	127901	134296	141011
97	HOURLY	54.448	57.170	60.029	63.030	66.182	69.491
	MONTHLY	9438	9910	10405	10925	11472	12045
	ANNUAL	113252	118914	124860	131103	137658	144541
98	HOURLY	55.810	58.601	61.531	64.607	67.837	71.229
	MONTHLY	9674	10157	10665	11199	11758	12346
	ANNUAL	116085	121889	127983	134383	141102	148157
99	HOURLY	57.204	60.064	63.067	66.221	69.532	73.008
	MONTHLY	9915	10411	10932	11478	12052	12655
	ANNUAL	118984	124934	131180	137739	144626	151857
100	HOURLY	58.634	61.566	64.644	67.876	71.270	74.833
	MONTHLY	10163	10671	11205	11765	12353	12971
	ANNUAL	121959	128057	134459	141182	148242	155654

Effective July 2006
3%

Approx 2.5% between ranges
Approx 5% between steps

**CITY OF REDLANDS
SALARY SCHEDULE**

**GENERAL UNIT
Y RATINGS**

Range		A	B	C	D	E	F
G 44Y EM Asst	HOURLY	15.767	16.506	17.296	18.121	18.987	19.898
	MONTHLY	2733	2861	2998	3141	3291	3449
	ANNUAL	32796	34332	35976	37692	39492	41388
G 45Y ST I	HOURLY	16.164	16.972	17.821	18.712	19.647	20.630
	MONTHLY	2802	2942	3089	3243	3406	3576
	ANNUAL	33621	35302	37067	38921	40867	42910
G 49Y ST II Elec.	HOURLY	19.366	20.334	21.351	22.419	23.539	24.716
	MONTHLY	3357	3525	3701	3886	4080	4284
	ANNUAL	40281	42295	44410	46631	48962	51410
G 55Y WWTO I	HOURLY	18.736	19.673	20.656	21.689	22.774	23.912
	MONTHLY	3248	3410	3580	3759	3947	4145
	ANNUAL	38971	40919	42965	45114	47369	49738
G 59Y WTO II WWTO II	HOURLY	20.684	21.718	22.804	23.944	25.142	26.399
	MONTHLY	3585	3764	3953	4150	4358	4576
	ANNUAL	43023	45174	47433	49804	52294	54909
G 61A Y PW Insp I	HOURLY	21.951	23.049	24.201	25.411	26.682	28.016
	MONTHLY	3805	3995	4195	4405	4625	4856
	ANNUAL	45658	47941	50338	52855	55498	58273
G 63Y WTO III WWTO III	HOURLY	22.828	23.969	25.168	26.426	27.748	29.135
	MONTHLY	3957	4155	4362	4581	4810	5050
	ANNUAL	47482	49856	52349	54967	57715	60601
G 63A Y PW Insp II	HOURLY	23.056	24.209	25.419	26.690	28.025	29.426
	MONTHLY	3996	4196	4406	4626	4858	5100
	ANNUAL	47956	50354	52872	55516	58291	61206
G 64Y Plan Ck Exam	HOURLY	23.396	24.566	25.794	27.084	28.438	29.860
	MONTHLY	4055	4258	4471	4695	4929	5176
	ANNUAL	48664	51097	53652	56334	59151	62109
G 65Y WTO IV WWTO IV	HOURLY	23.989	25.188	26.448	27.770	29.159	30.617
	MONTHLY	4158	4366	4584	4814	5054	5307
	ANNUAL	49897	52392	55012	57762	60650	63683

Effective July 2006

Approx 2.5% between ranges
Approx 5% between steps

**CITY OF REDLANDS
SALARY SCHEDULE**

**GENERAL UNIT
Y RATINGS**

Range		A	B	C	D	E	F
G 67Y WTO IV WWTO IV	HOURLY	25.202	26.462	27.785	29.174	30.633	32.165
	MONTHLY	4368	4587	4816	5057	5310	5575
	ANNUAL	52420	55041	57793	60683	63717	66903
G 68Y Sr WTO	HOURLY	25.831	27.123	28.479	29.903	31.398	32.968
	MONTHLY	4477	4701	4936	5183	5442	5714
	ANNUAL	53728	56415	59236	62197	65307	68573
G 69Y P Con Insp	HOURLY	26.474	27.798	29.188	30.647	32.179	33.788
	MONTHLY	4589	4818	5059	5312	5578	5857
	ANNUAL	55066	57819	60710	63746	66933	70280

Effective July 2006

Approx 2.5% between ranges
Approx 5% between steps

**CITY OF REDLANDS
SALARY SCHEDULE**

**CIVILIAN
SAFETY UNIT**

Range		A	B	C	D	E	F
35	HOURLY	12.003	12.603	13.233	13.895	14.590	15.319
	MONTHLY	2081	2185	2294	2408	2529	2655
	ANNUAL	24966	26215	27525	28902	30347	31864
36	HOURLY	12.303	12.918	13.564	14.242	14.954	15.702
	MONTHLY	2133	2239	2351	2469	2592	2722
	ANNUAL	25590	26870	28213	29624	31105	32660
37	HOURLY	12.614	13.245	13.907	14.602	15.332	16.099
	MONTHLY	2186	2296	2411	2531	2658	2790
	ANNUAL	26237	27549	28926	30373	31891	33486
38	HOURLY	12.926	13.572	14.251	14.963	15.712	16.497
	MONTHLY	2241	2353	2470	2594	2723	2860
	ANNUAL	26886	28230	29642	31124	32680	34314
39	HOURLY	13.257	13.920	14.616	15.347	16.114	16.920
	MONTHLY	2298	2413	2533	2660	2793	2933
	ANNUAL	27575	28953	30401	31921	33517	35193
40	HOURLY	13.588	14.267	14.981	15.730	16.516	17.342
	MONTHLY	2355	2473	2597	2727	2863	3006
	ANNUAL	28263	29676	31160	32718	34354	36072
41	HOURLY	13.926	14.622	15.353	16.121	16.927	17.773
	MONTHLY	2414	2535	2661	2794	2934	3081
	ANNUAL	28966	30414	31935	33532	35208	36969
42	HOURLY	14.269	14.982	15.732	16.518	17.344	18.211
	MONTHLY	2473	2597	2727	2863	3006	3157
	ANNUAL	29680	31163	32722	34358	36076	37879
43	HOURLY	14.626	15.357	16.125	16.931	17.778	18.667
	MONTHLY	2535	2662	2795	2935	3082	3236
	ANNUAL	30422	31943	33540	35217	36978	38827
44	HOURLY	14.996	15.746	16.533	17.360	18.228	19.139
	MONTHLY	2599	2729	2866	3009	3159	3317
	ANNUAL	31192	32751	34389	36108	37914	39809

Effective July 2006
4%

Approx 2.5% between ranges
Approx 5% between steps

**CITY OF REDLANDS
SALARY SCHEDULE**

**CIVILIAN
SAFETY UNIT**

Range		A	B	C	D	E	F
45	HOURLY	15.367	16.135	16.942	17.789	18.679	19.613
	MONTHLY	2664	2797	2937	3083	3238	3400
	ANNUAL	31963	33562	35240	37002	38852	40794
46	HOURLY	15.756	16.544	17.371	18.240	19.152	20.109
	MONTHLY	2731	2868	3011	3162	3320	3486
	ANNUAL	32772	34411	36132	37938	39835	41827
47	HOURLY	16.152	16.960	17.808	18.698	19.633	20.614
	MONTHLY	2800	2940	3087	3241	3403	3573
	ANNUAL	33596	35276	37040	38892	40836	42878
48	HOURLY	16.553	17.381	18.250	19.162	20.120	21.126
	MONTHLY	2869	3013	3163	3321	3488	3662
	ANNUAL	34430	36152	37959	39857	41850	43943
49	HOURLY	16.963	17.811	18.702	19.637	20.619	21.650
	MONTHLY	2940	3087	3242	3404	3574	3753
	ANNUAL	35283	37047	38900	40845	42887	45031
50	HOURLY	17.391	18.261	19.174	20.132	21.139	22.196
	MONTHLY	3014	3165	3323	3490	3664	3847
	ANNUAL	36173	37982	39881	41875	43969	46167
51	HOURLY	17.825	18.716	19.652	20.635	21.666	22.750
	MONTHLY	3090	3244	3406	3577	3756	3943
	ANNUAL	37076	38930	40876	42920	45066	47319
52	HOURLY	18.266	19.179	20.138	21.145	22.202	23.313
	MONTHLY	3166	3324	3491	3665	3848	4041
	ANNUAL	37993	39893	41888	43982	46181	48490
53	HOURLY	18.728	19.664	20.648	21.680	22.764	23.902
	MONTHLY	3246	3408	3579	3758	3946	4143
	ANNUAL	38954	40902	42947	45094	47349	49717
54	HOURLY	19.194	20.154	21.161	22.219	23.330	24.497
	MONTHLY	3327	3493	3668	3851	4044	4246
	ANNUAL	39924	41920	44016	46216	48527	50954

Effective July 2006
4%

Approx 2.5% between ranges
Approx 5% between steps

**CITY OF REDLANDS
SALARY SCHEDULE**

**CIVILIAN
SAFETY UNIT**

Range		A	B	C	D	E	F
55	HOURLY	19.674	20.658	21.691	22.775	23.914	25.110
	MONTHLY	3410	3581	3760	3948	4145	4352
	ANNUAL	40922	42968	45116	47372	49741	52228
56	HOURLY	20.168	21.176	22.235	23.347	24.514	25.740
	MONTHLY	3496	3671	3854	4047	4249	4462
	ANNUAL	41949	44047	46249	48562	50990	53539
57	HOURLY	20.668	21.701	22.786	23.926	25.122	26.378
	MONTHLY	3582	3762	3950	4147	4354	4572
	ANNUAL	42989	45139	47396	49766	52254	54867
58	HOURLY	21.187	22.246	23.359	24.527	25.753	27.041
	MONTHLY	3672	3856	4049	4251	4464	4687
	ANNUAL	44069	46272	48586	51015	53566	56244
59	HOURLY	21.720	22.806	23.946	25.144	26.401	27.721
	MONTHLY	3765	3953	4151	4358	4576	4805
	ANNUAL	45178	47436	49808	52299	54914	57659
60	HOURLY	22.258	23.371	24.539	25.766	27.055	28.407
	MONTHLY	3858	4051	4254	4466	4689	4924
	ANNUAL	46297	48611	51042	53594	56274	59088
61	HOURLY	22.822	23.963	25.161	26.419	27.740	29.127
	MONTHLY	3956	4154	4361	4579	4808	5049
	ANNUAL	47470	49843	52335	54952	57700	60585
62	HOURLY	23.393	24.563	25.791	27.080	28.434	29.856
	MONTHLY	4055	4258	4470	4694	4929	5175
	ANNUAL	48657	51090	53645	56327	59143	62101
63	HOURLY	23.972	25.171	26.429	27.751	29.138	30.595
	MONTHLY	4155	4363	4581	4810	5051	5303
	ANNUAL	49862	52355	54973	57721	60607	63638
64	HOURLY	24.567	25.795	27.085	28.439	29.861	31.354
	MONTHLY	4258	4471	4695	4929	5176	5435
	ANNUAL	51099	53654	56337	59154	62112	65217

Effective July 2006
4%

Approx 2.5% between ranges
Approx 5% between steps

**CITY OF REDLANDS
SALARY SCHEDULE**

**CIVILIAN
SAFETY UNIT**

Range		A	B	C	D	E	F
65	HOURLY	25.190	26.450	27.772	29.161	30.619	32.150
	MONTHLY	4366	4585	4814	5054	5307	5573
	ANNUAL	52395	55015	57766	60654	63687	66871
66	HOURLY	25.814	27.105	28.460	29.883	31.377	32.946
	MONTHLY	4474	4698	4933	5180	5439	5711
	ANNUAL	53693	56378	59197	62156	65264	68528
67	HOURLY	26.463	27.786	29.175	30.634	32.166	33.774
	MONTHLY	4587	4816	5057	5310	5575	5854
	ANNUAL	55043	57795	60685	63719	66905	70250
68	HOURLY	27.122	28.478	29.902	31.397	32.967	34.615
	MONTHLY	4701	4936	5183	5442	5714	6000
	ANNUAL	56414	59234	62196	65306	68571	72000
69	HOURLY	27.800	29.190	30.650	32.182	33.791	35.481
	MONTHLY	4819	5060	5313	5578	5857	6150
	ANNUAL	57824	60715	63751	66939	70285	73800
70	HOURLY	28.494	29.919	31.415	32.985	34.635	36.366
	MONTHLY	4939	5186	5445	5717	6003	6304
	ANNUAL	59268	62231	65342	68610	72040	75642
71	HOURLY	29.208	30.668	32.202	33.812	35.503	37.278
	MONTHLY	5063	5316	5582	5861	6154	6461
	ANNUAL	60753	63790	66980	70329	73845	77537
72	HOURLY	29.935	31.432	33.003	34.654	36.386	38.205
	MONTHLY	5189	5448	5721	6007	6307	6622
	ANNUAL	62265	65378	68647	72079	75683	79467
73	HOURLY	30.688	32.222	33.834	35.525	37.301	39.167
	MONTHLY	5319	5585	5864	6158	6466	6789
	ANNUAL	63831	67023	70374	73892	77587	81466
74	HOURLY	31.453	33.026	34.677	36.411	38.231	40.143
	MONTHLY	5452	5724	6011	6311	6627	6958
	ANNUAL	65422	68693	72128	75734	79521	83497

Effective July 2006
4%

Approx 2.5% between ranges
Approx 5% between steps

**CITY OF REDLANDS
SALARY SCHEDULE**

**CIVILIAN
SAFETY UNIT**

Range		A	B	C	D	E	F
75	HOURLY	32.240	33.852	35.545	37.322	39.188	41.147
	MONTHLY	5588	5868	6161	6469	6793	7132
	ANNUAL	67059	70412	73933	77629	81511	85586
76	HOURLY	33.051	34.704	36.439	38.261	40.174	42.182
	MONTHLY	5729	6015	6316	6632	6963	7312
	ANNUAL	68746	72183	75793	79582	83561	87739
77	HOURLY	33.873	35.567	37.345	39.212	41.173	43.231
	MONTHLY	5871	6165	6473	6797	7137	7493
	ANNUAL	70456	73979	77678	81561	85640	89921
78	HOURLY	34.724	36.460	38.283	40.197	42.207	44.318
	MONTHLY	6019	6320	6636	6968	7316	7682
	ANNUAL	72226	75837	79629	83611	87791	92181
79	HOURLY	35.594	37.374	39.242	41.205	43.265	45.428
	MONTHLY	6170	6478	6802	7142	7499	7874
	ANNUAL	74036	77737	81624	85705	89991	94490
80	HOURLY	36.478	38.302	40.217	42.228	44.339	46.556
	MONTHLY	6323	6639	6971	7319	7685	8070
	ANNUAL	75874	79668	83651	87834	92226	96837
81	HOURLY	37.391	39.261	41.224	43.285	45.449	47.721
	MONTHLY	6481	6805	7145	7503	7878	8272
	ANNUAL	77773	81662	85745	90032	94534	99261
82	HOURLY	38.326	40.242	42.254	44.367	46.585	48.915
	MONTHLY	6643	6975	7324	7690	8075	8479
	ANNUAL	79718	83704	87889	92284	96898	101743
83	HOURLY	39.287	41.251	43.314	45.480	47.754	50.141
	MONTHLY	6810	7150	7508	7883	8277	8691
	ANNUAL	81717	85803	90093	94598	99327	104294
84	HOURLY	40.266	42.279	44.393	46.613	48.944	51.391
	MONTHLY	6979	7328	7695	8080	8484	8908
	ANNUAL	83753	87941	92338	96955	101803	106893

Effective July 2006
4%

Approx 2.5% between ranges
Approx 5% between steps

**CITY OF REDLANDS
SALARY SCHEDULE**

**CIVILIAN
SAFETY UNIT**

Range		A	B	C	D	E	F
85	HOURLY	41.272	43.336	45.502	47.777	50.166	52.675
	MONTHLY	7154	7512	7887	8281	8696	9130
	ANNUAL	85846	90138	94645	99377	104346	109563
86	HOURLY	42.305	44.420	46.641	48.973	51.422	53.993
	MONTHLY	7333	7700	8084	8489	8913	9359
	ANNUAL	87994	92394	97014	101865	106958	112306
87	HOURLY	43.362	45.530	47.807	50.197	52.707	55.342
	MONTHLY	7516	7892	8286	8701	9136	9593
	ANNUAL	90193	94703	99438	104410	109630	115112
88	HOURLY	44.445	46.667	49.001	51.451	54.023	56.724
	MONTHLY	7704	8089	8493	8918	9364	9832
	ANNUAL	92446	97068	101921	107017	112368	117987
89	HOURLY	45.556	47.834	50.225	52.737	55.374	58.142
	MONTHLY	7896	8291	8706	9141	9598	10078
	ANNUAL	94756	99494	104469	109692	115177	120936
90	HOURLY	46.698	49.033	51.485	54.059	56.762	59.600
	MONTHLY	8094	8499	8924	9370	9839	10331
	ANNUAL	97132	101988	107088	112442	118064	123968
91	HOURLY	47.867	50.260	52.773	55.412	58.183	61.092
	MONTHLY	8297	8712	9147	9605	10085	10589
	ANNUAL	99563	104542	109769	115257	121020	127071
92	HOURLY	49.059	51.512	54.088	56.792	59.632	62.613
	MONTHLY	8504	8929	9375	9844	10336	10853
	ANNUAL	102043	107145	112502	118127	124034	130235
93	HOURLY	50.170	52.679	55.312	58.078	60.982	64.031
	MONTHLY	8696	9131	9587	10067	10570	11099
	ANNUAL	104354	109571	115050	120802	126842	133185
94	HOURLY	51.546	54.123	56.829	59.671	62.654	65.787
	MONTHLY	8935	9381	9850	10343	10860	11403
	ANNUAL	107216	112576	118205	124116	130321	136837

Effective July 2006
4%

Approx 2.5% between ranges
Approx 5% between steps

**CITY OF REDLANDS
SALARY SCHEDULE**

**CIVILIAN
SAFETY UNIT**

Range		A	B	C	D	E	F
95	HOURLY	52.837	55.479	58.253	61.165	64.224	67.435
	MONTHLY	9158	9616	10097	10602	11132	11689
	ANNUAL	109901	115396	121166	127224	133585	140265
96	HOURLY	54.153	56.861	59.704	62.689	65.823	69.114
	MONTHLY	9387	9856	10349	10866	11409	11980
	ANNUAL	112638	118270	124184	130393	136912	143758
97	HOURLY	55.511	58.287	61.201	64.261	67.474	70.848
	MONTHLY	9622	10103	10608	11139	11695	12280
	ANNUAL	115463	121236	127298	133663	140346	147363
98	HOURLY	56.899	59.744	62.731	65.868	69.161	72.619
	MONTHLY	9862	10356	10873	11417	11988	12587
	ANNUAL	118350	124267	130481	137005	143855	151048
99	HOURLY	58.320	61.236	64.298	67.513	70.888	74.433
	MONTHLY	10109	10614	11145	11702	12287	12902
	ANNUAL	121306	127371	133739	140426	147448	154820
100	HOURLY	59.778	62.767	65.905	69.201	72.661	76.294
	MONTHLY	10362	10880	11424	11995	12594	13224
	ANNUAL	124338	130555	137083	143937	151134	158691

Effective July 2006
4%

Approx 2.5% between ranges
Approx 5% between steps

**CITY OF REDLANDS
SALARY SCHEDULE**

**MIDMANAGEMENT
UNIT**

Range		A	B	C	D	E	F
54	HOURLY	19.376	20.345	21.362	22.430	23.552	24.729
	MONTHLY	3359	3526	3703	3888	4082	4286
	ANNUAL	40302	42317	44433	46655	48987	51437
54A 0.50%	HOURLY	19.474	20.448	21.470	22.544	23.671	24.854
	MONTHLY	3375	3544	3721	3908	4103	4308
	ANNUAL	40506	42531	44658	46891	49235	51697
55	HOURLY	19.861	20.854	21.897	22.992	24.141	25.348
	MONTHLY	3443	3615	3795	3985	4184	4394
	ANNUAL	41311	43376	45545	47823	50214	52724
56	HOURLY	20.360	21.378	22.447	23.569	24.748	25.985
	MONTHLY	3529	3706	3891	4085	4290	4504
	ANNUAL	42349	44466	46690	49024	51475	54049
57	HOURLY	20.865	21.908	23.004	24.154	25.362	26.630
	MONTHLY	3617	3797	3987	4187	4396	4616
	ANNUAL	43399	45569	47848	50240	52752	55390
58	HOURLY	21.390	22.460	23.582	24.762	26.000	27.300
	MONTHLY	3708	3893	4088	4292	4507	4732
	ANNUAL	44491	46716	49052	51504	54079	56783
59	HOURLY	21.927	23.023	24.175	25.383	26.652	27.985
	MONTHLY	3801	3991	4190	4400	4620	4851
	ANNUAL	45608	47889	50283	52797	55437	58209
60	HOURLY	22.470	23.594	24.773	26.012	27.312	28.678
	MONTHLY	3895	4090	4294	4509	4734	4971
	ANNUAL	46738	49074	51528	54105	56810	59650
60A 2%	HOURLY	22.918	24.064	25.267	26.530	27.857	29.250
	MONTHLY	3972	4171	4380	4599	4829	5070
	ANNUAL	47669	50053	52556	55183	57943	60840
61	HOURLY	23.039	24.191	25.400	26.671	28.004	29.404
	MONTHLY	3993	4193	4403	4623	4854	5097
	ANNUAL	47921	50317	52833	55475	58248	61161

5% Effective July 2006

Approx 2.5% between Ranges
Approx 5% between Steps

**CITY OF REDLANDS
SALARY SCHEDULE**

**MIDMANAGEMENT
UNIT**

Range		A	B	C	D	E	F
61A 0.50%	HOURLY	23.154	24.312	25.527	26.804	28.144	29.551
	MONTHLY	4013	4214	4425	4646	4878	5122
	ANNUAL	48160	50568	53097	55752	58539	61466
62	HOURLY	23.616	24.797	26.037	27.338	28.705	30.141
	MONTHLY	4093	4298	4513	4739	4976	5224
	ANNUAL	49121	51577	54156	56864	59707	62693
63	HOURLY	24.200	25.410	26.681	28.015	29.415	30.886
	MONTHLY	4195	4404	4625	4856	5099	5354
	ANNUAL	50336	52853	55495	58270	61184	64243
64	HOURLY	24.802	26.042	27.344	28.711	30.147	31.654
	MONTHLY	4299	4514	4740	4977	5225	5487
	ANNUAL	51588	54168	56876	59720	62706	65841
64A 1%	HOURLY	25.049	26.301	27.617	28.997	30.447	31.970
	MONTHLY	4342	4559	4787	5026	5278	5541
	ANNUAL	52102	54707	57442	60314	63330	66497
65	HOURLY	25.431	26.703	28.038	29.440	30.912	32.457
	MONTHLY	4408	4628	4860	5103	5358	5626
	ANNUAL	52896	55541	58318	61234	64296	67511
65A 0.50%	HOURLY	25.558	26.836	28.178	29.587	31.066	32.619
	MONTHLY	4430	4652	4884	5128	5385	5654
	ANNUAL	53161	55819	58610	61540	64617	67848
66	HOURLY	26.059	27.362	28.730	30.167	31.675	33.259
	MONTHLY	4517	4743	4980	5229	5490	5765
	ANNUAL	54203	56913	59758	62746	65884	69178
66A 2%	HOURLY	26.581	27.910	29.306	30.771	32.309	33.925
	MONTHLY	4607	4838	5080	5334	5600	5880
	ANNUAL	55288	58053	60956	64003	67203	70564
67	HOURLY	26.715	28.051	29.453	30.926	32.472	34.096
	MONTHLY	4631	4862	5105	5360	5629	5910
	ANNUAL	55567	58346	61263	64326	67542	70919

5% Effective July 2006

Approx 2.5% between Ranges
Approx 5% between Steps

**CITY OF REDLANDS
SALARY SCHEDULE**

**MIDMANAGEMENT
UNIT**

Range		A	B	C	D	E	F
68	HOURLY	27.382	28.751	30.189	31.698	33.283	34.947
	MONTHLY	4746	4984	5233	5494	5769	6058
	ANNUAL	56955	59802	62792	65932	69229	72690
68A 1%	HOURLY	27.657	29.040	30.492	32.016	33.617	35.298
	MONTHLY	4794	5034	5285	5550	5827	6118
	ANNUAL	57527	60403	63423	66594	69924	73420
69	HOURLY	28.064	29.467	30.941	32.488	34.112	35.818
	MONTHLY	4864	5108	5363	5631	5913	6208
	ANNUAL	58373	61292	64356	67574	70953	74501
69A 1%	HOURLY	28.344	29.761	31.249	32.812	34.452	36.175
	MONTHLY	4913	5159	5417	5687	5972	6270
	ANNUAL	58956	61903	64998	68248	71661	75244
70	HOURLY	28.765	30.203	31.713	33.299	34.964	36.712
	MONTHLY	4986	5235	5497	5772	6060	6363
	ANNUAL	59831	62823	65964	69262	72725	76361
70A 0.50%	HOURLY	28.909	30.354	31.872	33.466	35.139	36.896
	MONTHLY	5011	5261	5525	5801	6091	6395
	ANNUAL	60131	63137	66294	69609	73089	76744
70B 1%	HOURLY	29.053	30.506	32.031	33.632	35.314	37.080
	MONTHLY	5036	5288	5552	5830	6121	6427
	ANNUAL	60430	63452	66624	69956	73453	77126
71	HOURLY	29.487	30.961	32.509	34.135	35.842	37.634
	MONTHLY	5111	5367	5635	5917	6213	6523
	ANNUAL	61333	64400	67620	71001	74551	78278
71A 2%	HOURLY	30.076	31.580	33.159	34.817	36.558	38.385
	MONTHLY	5213	5474	5748	6035	6337	6653
	ANNUAL	62558	65686	68970	72419	76040	79842
72	HOURLY	30.220	31.731	33.318	34.983	36.733	38.569
	MONTHLY	5238	5500	5775	6064	6367	6685
	ANNUAL	62858	66000	69301	72766	76404	80224

5% Effective July 2006

Approx 2.5% between Ranges
Approx 5% between Steps

**CITY OF REDLANDS
SALARY SCHEDULE**

**MIDMANAGEMENT
UNIT**

Range		A	B	C	D	E	F
72A 1%	HOURLY	30.522	32.048	33.651	35.333	37.100	38.955
	MONTHLY	5290	5555	5833	6124	6431	6752
	ANNUAL	63486	66660	69993	73493	77167	81026
72B 2%	HOURLY	30.823	32.364	33.982	35.681	37.466	39.339
	MONTHLY	5343	5610	5890	6185	6494	6819
	ANNUAL	64112	67317	70683	74217	77928	81825
73	HOURLY	30.981	32.530	34.157	35.864	37.658	39.540
	MONTHLY	5370	5639	5920	6216	6527	6854
	ANNUAL	64440	67663	71046	74598	78328	82244
74	HOURLY	31.753	33.341	35.008	36.758	38.596	40.526
	MONTHLY	5504	5779	6068	6371	6690	7024
	ANNUAL	66046	69349	72816	76457	80280	84294
74A 1%	HOURLY	32.070	33.674	35.357	37.125	38.981	40.930
	MONTHLY	5559	5837	6129	6435	6757	7095
	ANNUAL	66706	70041	73543	77220	81081	85135
75	HOURLY	32.546	34.173	35.882	37.676	39.560	41.538
	MONTHLY	5641	5923	6220	6531	6857	7200
	ANNUAL	67696	71080	74634	78366	82285	86399
76	HOURLY	33.365	35.033	36.785	38.624	40.555	42.583
	MONTHLY	5783	6072	6376	6695	7030	7381
	ANNUAL	69399	72869	76513	80338	84355	88573
77	HOURLY	34.196	35.906	37.701	39.586	41.565	43.644
	MONTHLY	5927	6224	6535	6862	7205	7565
	ANNUAL	71128	74684	78418	82339	86456	90779
77A 1%	HOURLY	34.538	36.265	38.078	39.982	41.981	44.080
	MONTHLY	5987	6286	6600	6930	7277	7641
	ANNUAL	71839	75431	79203	83163	87321	91687
78	HOURLY	35.055	36.808	38.648	40.581	42.610	44.740
	MONTHLY	6076	6380	6699	7034	7386	7755
	ANNUAL	72914	76560	80388	84408	88628	93059

5% Effective July 2006

Approx 2.5% between Ranges
Approx 5% between Steps

**CITY OF REDLANDS
SALARY SCHEDULE**

**MIDMANAGEMENT
UNIT**

Range		A	B	C	D	E	F
78A 1.50%	HOURLY	35.581	37.360	39.228	41.189	43.249	45.411
	MONTHLY	6167	6476	6800	7140	7496	7871
	ANNUAL	74008	77709	81594	85674	89958	94456
79	HOURLY	35.933	37.730	39.616	41.597	43.677	45.861
	MONTHLY	6228	6540	6867	7210	7571	7949
	ANNUAL	74741	78478	82402	86522	90848	95390
80	HOURLY	36.824	38.665	40.598	42.628	44.760	46.998
	MONTHLY	6383	6702	7037	7389	7758	8146
	ANNUAL	76594	80424	84445	88667	93100	97755
81	HOURLY	37.747	39.634	41.616	43.697	45.882	48.176
	MONTHLY	6543	6870	7213	7574	7953	8350
	ANNUAL	78514	82439	86561	90889	95434	100206
82	HOURLY	38.691	40.626	42.657	44.790	47.029	49.381
	MONTHLY	6706	7042	7394	7764	8152	8559
	ANNUAL	80477	84501	88726	93163	97821	102712
83	HOURLY	39.660	41.643	43.725	45.911	48.207	50.617
	MONTHLY	6874	7218	7579	7958	8356	8774
	ANNUAL	82493	86617	90948	95496	100271	105284
84	HOURLY	40.649	42.681	44.816	47.056	49.409	51.880
	MONTHLY	7046	7398	7768	8156	8564	8992
	ANNUAL	84550	88777	93216	97877	102771	107910
85	HOURLY	41.665	43.748	45.936	48.232	50.644	53.176
	MONTHLY	7222	7583	7962	8360	8778	9217
	ANNUAL	86663	90996	95546	100323	105340	110607
86	HOURLY	42.707	44.842	47.084	49.439	51.911	54.506
	MONTHLY	7403	7773	8161	8569	8998	9448
	ANNUAL	88831	93272	97936	102832	107974	113373
87	HOURLY	43.775	45.964	48.262	50.675	53.209	55.869
	MONTHLY	7588	7967	8365	8784	9223	9684
	ANNUAL	91052	95605	100385	105404	110674	116208

5% Effective July 2006

Approx 2.5% between Ranges
Approx 5% between Steps

**CITY OF REDLANDS
SALARY SCHEDULE**

**MIDMANAGEMENT
UNIT**

Range		A	B	C	D	E	F
88	HOURLY	44.868	47.111	49.467	51.940	54.537	57.264
	MONTHLY	7777	8166	8574	9003	9453	9926
	ANNUAL	93325	97992	102891	108036	113438	119110
89	HOURLY	45.990	48.290	50.704	53.239	55.901	58.696
	MONTHLY	7972	8370	8789	9228	9690	10174
	ANNUAL	95659	100442	105464	110737	116274	122088
90	HOURLY	47.142	49.499	51.974	54.573	57.301	60.166
	MONTHLY	8171	8580	9009	9459	9932	10429
	ANNUAL	98055	102958	108106	113511	119187	125146
91	HOURLY	48.322	50.738	53.275	55.939	58.736	61.672
	MONTHLY	8376	8795	9234	9696	10181	10690
	ANNUAL	100510	105535	110812	116353	122170	128279
92	HOURLY	49.527	52.003	54.604	57.334	60.200	63.210
	MONTHLY	8585	9014	9465	9938	10435	10956
	ANNUAL	103016	108167	113575	119254	125217	131478
93	HOURLY	50.648	53.180	55.839	58.631	61.563	64.641
	MONTHLY	8779	9218	9679	10163	10671	11204
	ANNUAL	105348	110615	116146	121953	128051	134454
94	HOURLY	52.035	54.637	57.369	60.237	63.249	66.411
	MONTHLY	9019	9470	9944	10441	10963	11511
	ANNUAL	108233	113644	119327	125293	131558	138136
95	HOURLY	53.341	56.008	58.808	61.749	64.836	68.078
	MONTHLY	9246	9708	10193	10703	11238	11800
	ANNUAL	110949	116497	122322	128438	134860	141603
96	HOURLY	54.670	57.404	60.274	63.287	66.452	69.774
	MONTHLY	9476	9950	10447	10970	11518	12094
	ANNUAL	113714	119399	125369	131638	138220	145131
97	HOURLY	56.039	58.841	61.783	64.872	68.116	71.522
	MONTHLY	9713	10199	10709	11245	11807	12397
	ANNUAL	116561	122389	128509	134934	141681	148765

5% Effective July 2006

Approx 2.5% between Ranges
Approx 5% between Steps

**CITY OF REDLANDS
SALARY SCHEDULE**

**MIDMANAGEMENT
UNIT**

Range		A	B	C	D	E	F
98	HOURLY	57.441	60.313	63.329	66.495	69.820	73.311
	MONTHLY	9956	10454	10977	11526	12102	12707
	ANNUAL	119477	125451	131724	138310	145225	152487
99	HOURLY	58.876	61.820	64.911	68.156	71.564	75.142
	MONTHLY	10205	10715	11251	11814	12404	13025
	ANNUAL	122462	128585	135014	141765	148853	156296
100	HOURLY	60.347	63.364	66.533	69.859	73.352	77.020
	MONTHLY	10460	10983	11532	12109	12714	13350
	ANNUAL	125522	131798	138388	145307	152572	160201

5% Effective July 2006

Approx 2.5% between Ranges
Approx 5% between Steps

**CITY OF REDLANDS
SALARY SCHEDULE**

MID-MANAGEMENT

Range		A	B	C	D	E	F
62Y	HOURLY	22.277	23.391	24.560	25.788	27.078	28.432
ADMIN	MONTHLY	3861	4054	4257	4470	4693	4928
ANALY	ANNUAL	46336	48653	51086	53640	56322	59138
	4%						
73Y	HOURLY	28.531	29.958	31.455	33.028	34.680	36.414
PIO	MONTHLY	4945	5193	5452	5725	6011	6312
	ANNUAL	59344	62312	65427	68699	72134	75740
84Y	HOURLY	37.239	39.101	41.056	43.109	45.264	47.527
WATER	MONTHLY	6455	6777	7116	7472	7846	8238
OP MGR	ANNUAL	77457	81330	85396	89666	94150	98857
	1%						

Effective July 2006

Approx 2.5% between ranges
Approx 5% between steps

**CITY OF REDLANDS
SALARY SCHEDULE**

MANAGEMENT UNIT

Range		A	B	C	D	E	F
65	HOURLY	27.776	29.165	30.623	32.154	33.762	35.450
	MONTHLY	4815	5055	5308	5573	5852	6145
	ANNUAL	57774	60663	63696	66881	70225	73736
66	HOURLY	28.468	29.891	31.386	32.955	34.603	36.333
	MONTHLY	4934	5181	5440	5712	5998	6298
	ANNUAL	59213	62174	65283	68547	71974	75573
67	HOURLY	29.177	30.636	32.168	33.776	35.465	37.238
	MONTHLY	5057	5310	5576	5855	6147	6455
	ANNUAL	60688	63723	66909	70254	73767	77455
68	HOURLY	29.909	31.404	32.975	34.623	36.355	38.172
	MONTHLY	5184	5443	5716	6001	6301	6617
	ANNUAL	62211	65321	68587	72017	75618	79398
69	HOURLY	30.669	32.202	33.813	35.503	37.278	39.142
	MONTHLY	5316	5582	5861	6154	6462	6785
	ANNUAL	63792	66981	70330	73847	77539	81416
70	HOURLY	31.425	32.996	34.646	36.378	38.197	40.107
	MONTHLY	5447	5719	6005	6306	6621	6952
	ANNUAL	65364	68632	72064	75667	79450	83423
71	HOURLY	32.210	33.821	35.512	37.287	39.151	41.109
	MONTHLY	5583	5862	6155	6463	6786	7126
	ANNUAL	66997	70347	73864	77557	81435	85507
72	HOURLY	33.016	34.667	36.400	38.220	40.131	42.138
	MONTHLY	5723	6009	6309	6625	6956	7304
	ANNUAL	68673	72107	75712	79498	83473	87646
73	HOURLY	33.838	35.530	37.306	39.172	41.130	43.187
	MONTHLY	5865	6159	6466	6790	7129	7486
	ANNUAL	70383	73902	77597	81477	85551	89829
74	HOURLY	34.685	36.419	38.240	40.152	42.160	44.268
	MONTHLY	6012	6313	6628	6960	7308	7673
	ANNUAL	72145	75752	79540	83517	87692	92077

Effective July 2006
2% MOU +
3% differential

Approx 2.5% between Ranges
Approx 5% between Steps

**CITY OF REDLANDS
SALARY SCHEDULE**

MANAGEMENT UNIT

Range		A	B	C	D	E	F
75	HOURLY	35.554	37.332	39.198	41.158	43.216	45.377
	MONTHLY	6163	6471	6794	7134	7491	7865
	ANNUAL	73952	77650	81532	85609	89890	94384
76	HOURLY	36.442	38.264	40.177	42.186	44.295	46.510
	MONTHLY	6317	6632	6964	7312	7678	8062
	ANNUAL	75799	79589	83569	87747	92135	96741
77	HOURLY	37.358	39.226	41.187	43.247	45.409	47.679
	MONTHLY	6475	6799	7139	7496	7871	8264
	ANNUAL	77705	81590	85669	89953	94450	99173
78	HOURLY	38.289	40.203	42.214	44.324	46.541	48.868
	MONTHLY	6637	6969	7317	7683	8067	8470
	ANNUAL	79641	83623	87804	92195	96804	101644
79	HOURLY	39.245	41.207	43.268	45.431	47.703	50.088
	MONTHLY	6802	7143	7500	7875	8268	8682
	ANNUAL	81630	85711	89997	94496	99221	104182
80	HOURLY	40.227	42.238	44.350	46.568	48.896	51.341
	MONTHLY	6973	7321	7687	8072	8475	8899
	ANNUAL	83672	87856	92249	96861	101704	106789
81	HOURLY	41.233	43.295	45.459	47.732	50.119	52.625
	MONTHLY	7147	7504	7880	8274	8687	9122
	ANNUAL	85765	90053	94556	99283	104247	109460
82	HOURLY	42.265	44.378	46.597	48.927	51.373	53.942
	MONTHLY	7326	7692	8077	8481	8905	9350
	ANNUAL	87911	92307	96922	101768	106857	112199
83	HOURLY	43.323	45.489	47.764	50.152	52.659	55.292
	MONTHLY	7509	7885	8279	8693	9128	9584
	ANNUAL	90112	94617	99348	104316	109532	115008
84	HOURLY	44.403	46.623	48.954	51.402	53.972	56.671
	MONTHLY	7697	8081	8485	8910	9355	9823
	ANNUAL	92358	96976	101825	106916	112262	117875

Effective July 2006
2% MOU +
3% differential

Approx 2.5% between Ranges
Approx 5% between Steps

**CITY OF REDLANDS
SALARY SCHEDULE**

MANAGEMENT UNIT

Range		A	B	C	D	E	F
85	HOURLY	45.512	47.788	50.177	52.686	55.320	58.086
	MONTHLY	7889	8283	8697	9132	9589	10068
	ANNUAL	94665	99398	104368	109587	115066	120819
86	HOURLY	46.650	48.983	51.432	54.003	56.703	59.539
	MONTHLY	8086	8490	8915	9361	9829	10320
	ANNUAL	97032	101884	106978	112327	117943	123840
87	HOURLY	47.816	50.207	52.717	55.353	58.121	61.027
	MONTHLY	8288	8703	9138	9595	10074	10578
	ANNUAL	99457	104430	109652	115134	120891	126935
88	HOURLY	49.012	51.463	54.036	56.738	59.574	62.553
	MONTHLY	8495	8920	9366	9835	10326	10843
	ANNUAL	101945	107042	112394	118014	123915	130110
89	HOURLY	50.238	52.750	55.387	58.157	61.065	64.118
	MONTHLY	8708	9143	9600	10081	10585	11114
	ANNUAL	104495	109720	115206	120966	127014	133365
90	HOURLY	51.494	54.069	56.772	59.611	62.591	65.721
	MONTHLY	8926	9372	9841	10333	10849	11392
	ANNUAL	107108	112463	118086	123990	130190	136699
91	HOURLY	52.781	55.420	58.191	61.101	64.156	67.363
	MONTHLY	9149	9606	10086	10591	11120	11676
	ANNUAL	109784	115274	121037	127089	133444	140116
92	HOURLY	54.101	56.806	59.646	62.629	65.760	69.048
	MONTHLY	9378	9846	10339	10856	11398	11968
	ANNUAL	112530	118157	124064	130268	136781	143620
93	HOURLY	55.454	58.227	61.138	64.195	67.405	70.775
	MONTHLY	9612	10093	10597	11127	11683	12268
	ANNUAL	115344	121112	127167	133525	140202	147212
94	HOURLY	56.841	59.683	62.667	65.801	69.091	72.545
	MONTHLY	9852	10345	10862	11405	11976	12574
	ANNUAL	118229	124141	130348	136865	143708	150894

Effective July 2006
2% MOU +
3% differential

Approx 2.5% between Ranges
Approx 5% between Steps

**CITY OF REDLANDS
SALARY SCHEDULE**

MANAGEMENT UNIT

Range		A	B	C	D	E	F
95	HOURLY	58.264	61.177	64.236	67.448	70.820	74.361
	MONTHLY	10099	10604	11134	11691	12276	12889
	ANNUAL	121189	127249	133611	140292	147306	154671
96	HOURLY	59.726	62.712	65.848	69.140	72.597	76.227
	MONTHLY	10353	10870	11414	11984	12584	13213
	ANNUAL	124230	130442	136964	143812	151002	158553
97	HOURLY	61.210	64.271	67.484	70.858	74.401	78.121
	MONTHLY	10610	11140	11697	12282	12896	13541
	ANNUAL	127317	133683	140367	147385	154754	162492
98	HOURLY	62.742	65.879	69.173	72.632	76.263	80.076
	MONTHLY	10875	11419	11990	12589	13219	13880
	ANNUAL	130503	137029	143880	151074	158628	166559
99	HOURLY	64.311	67.527	70.903	74.448	78.170	82.079
	MONTHLY	11147	11705	12290	12904	13550	14227
	ANNUAL	133767	140455	147478	154852	162594	170724
100	HOURLY	65.916	69.212	72.672	76.306	80.121	84.127
	MONTHLY	11425	11997	12597	13226	13888	14582
	ANNUAL	137105	143961	151159	158716	166652	174985

Effective July 2006
2% MOU +
3% differential

Approx 2.5% between Ranges
Approx 5% between Steps

Title	Range		A	B	C	D	E	F
Police Officer	60	HOURLY	25.521	26.797	28.137	29.544	31.021	32.572
		MONTHLY	4424	4645	4877	5121	5377	5646
		ANNUAL	53084	55738	58525	61451	64524	67750
Police Corporal	64	HOURLY	28.947	30.394	31.914	33.510	35.185	36.945
		MONTHLY	5017	5268	5532	5808	6099	6404
		ANNUAL	60210	63220	66381	69700	73185	76845
Police Detective	64	HOURLY	28.947	30.394	31.914	33.510	35.185	36.945
		MONTHLY	5017	5268	5532	5808	6099	6404
		ANNUAL	60210	63220	66381	69700	73185	76845
Police Sergeant	70	HOURLY	33.720	35.406	37.176	39.035	40.987	43.036
		MONTHLY	5845	6137	6444	6766	7104	7460
		ANNUAL	70138	73644	77327	81193	85253	89515
Police Lieutenant	81	HOURLY	44.247	46.459	48.782	51.221	53.783	56.472
		MONTHLY	7669	8053	8456	8878	9322	9788
		ANNUAL	92034	96635	101467	106541	111868	117461
Police Captain	85	HOURLY	48.837	51.279	53.843	56.535	59.362	62.330
		MONTHLY	8465	8888	9333	9799	10289	10804
		ANNUAL	101581	106660	111993	117593	123472	129646
Deputy Police Chief	89	HOURLY	53.908	56.603	59.434	62.405	65.526	68.802
		MONTHLY	9344	9811	10302	10817	11358	11926
		ANNUAL	112129	117735	123622	129803	136293	143108
Police Chief	93	HOURLY	59.506	62.481	65.605	68.886	72.330	75.946
		MONTHLY	10314	10830	11372	11940	12537	13164
		ANNUAL	123772	129961	136459	143282	150446	157969

Effective July 2006
 3% All classifications

Redlands Professional Firefighters Association
 Redlands Assoc. of
 Fire Mgmt. Employees

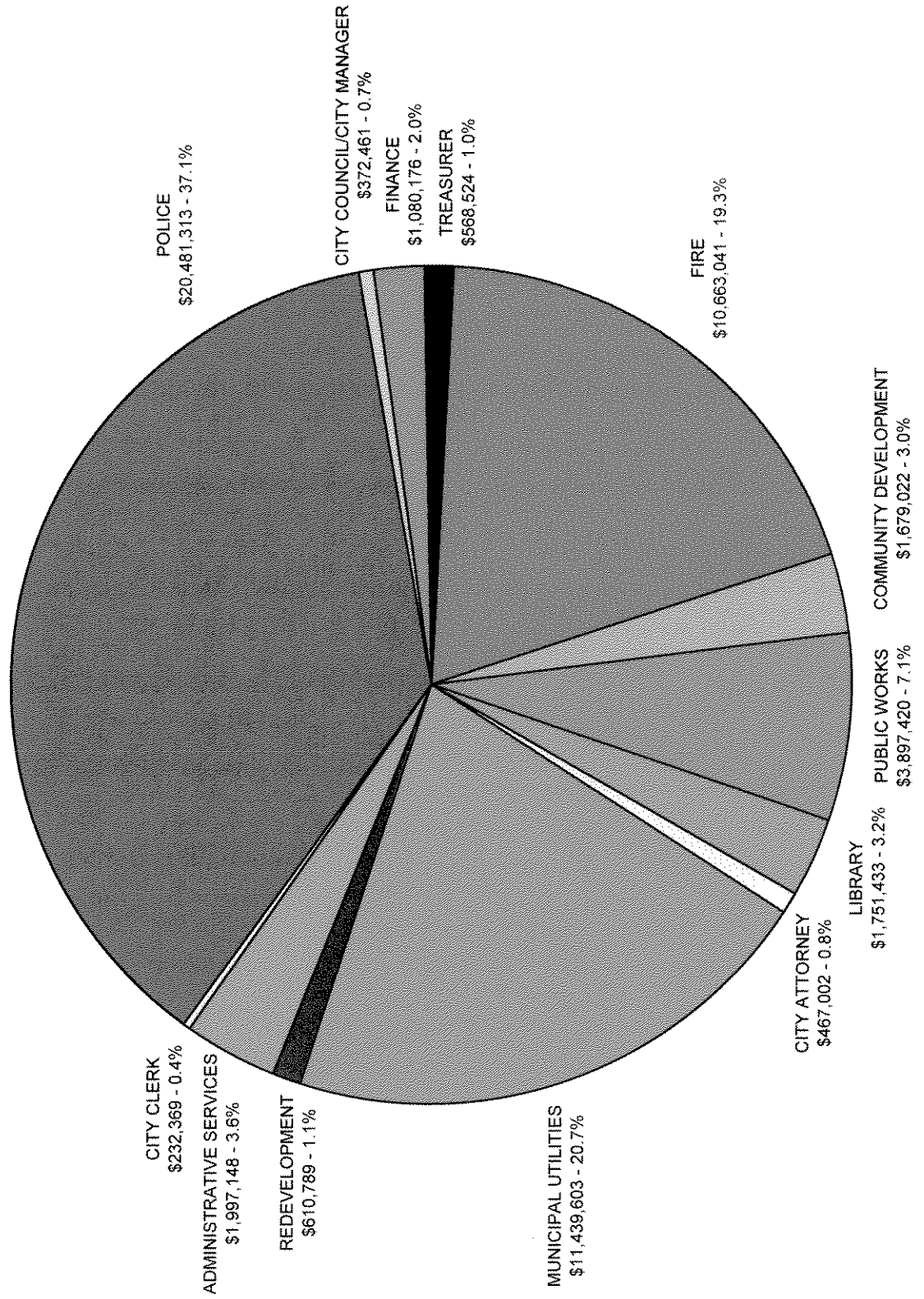
CITY OF REDLANDS
 SALARY SCHEDULE

FIRE DEPARTMENT

Title	Range		A	B	C	D	E	F
Firefighter	50	HOURLY	17.302	18.167	19.075	20.029	21.031	22.082
		MONTHLY	4199	4409	4629	4860	5103	5359
		ANNUAL	50383	52903	55548	58325	61241	64303
Fire Engineer	55	HOURLY	20.280	21.294	22.359	23.477	24.650	25.883
		MONTHLY	4921	5167	5426	5697	5982	6281
		ANNUAL	59055	62008	65109	68364	71782	75371
Fire Captain	60	HOURLY	24.583	25.812	27.103	28.458	29.881	31.375
		MONTHLY	5965	6264	6577	6906	7251	7614
		ANNUAL	71586	75165	78923	82869	87013	91364
Assistant Fire Marshal	75	HOURLY	40.002	42.002	44.102	46.307	48.623	51.054
		MONTHLY	6934	7280	7644	8027	8428	8849
		ANNUAL	83204	87364	91733	96319	101135	106192
Fire Marshal	79	HOURLY	44.147	46.354	48.672	51.106	53.661	56.344
		MONTHLY	7652	8035	8436	8858	9301	9766
		ANNUAL	91826	96417	101238	106300	111615	117196
Battalion Chief (40 hour week)	79	HOURLY	44.147	46.354	48.672	51.106	53.661	56.344
		MONTHLY	7652	8035	8436	8858	9301	9766
		ANNUAL	91826	96417	101238	106300	111615	117196
Battalion Chief (56 hour week)	79	HOURLY	31.533	33.110	34.765	36.503	38.329	40.245
		MONTHLY	7652	8035	8436	8858	9301	9766
		ANNUAL	91826	96417	101238	106300	111615	117196
Deputy Fire Chief	87	HOURLY	53.792	56.482	59.306	62.271	65.385	68.654
		MONTHLY	9324	9790	10280	10794	11333	11900
		ANNUAL	111887	117482	123356	129524	136000	142800
Fire Chief	92	HOURLY	60.867	63.910	67.106	70.461	73.984	77.683
		MONTHLY	10550	11078	11632	12213	12824	13465
		ANNUAL	126603	132934	139580	146559	153887	161582

Effective July 2006
 3% All classifications

**CITY OF REDLANDS
SALARIES & BENEFITS - FULL & PART-TIME POSITIONS
BY DEPARTMENT
\$55,240,301**



CITY OF REDLANDS 539 FULL-TIME POSITIONS BY DEPARTMENT

