

RESOLUTION NO. 6860

A RESOLUTION OF THE CITY COUNCIL OF THE CITY OF REDLANDS ESTABLISHING A SALARY SCHEDULE AND COMPENSATION PLAN FOR CITY EMPLOYEES AND RESCINDING RESOLUTION NO. 6787.

WHEREAS, the City Council is authorized and directed by City of Redlands Ordinance No. 1089 to prepare, install, revise and maintain a position classification and compensation plan covering all positions in the competitive service;

BE IT RESOLVED BY THE CITY COUNCIL OF THE CITY OF REDLANDS AS FOLLOWS:

Section 1. The City Council of the City of Redlands hereby establishes a basic compensation plan for all employees in all of the classifications of employment as described in Section 2 of this resolution to be effective September 2, 2009;

Section 2. Salary schedule and Compensation Plan.

Department/Division	Authorized/ Budgeted Positions	Unit	Range						
			Flex Series Ranges						
City Clerk's Office									

Part Time Positions:

Administrative Assistant	2	P/T							
2									
FT - Total City Clerk's Office		0							

City Manager's Office								
Attorney I/II	1	M	92	94				
Public Information Officer	1	M	75					
Executive Assistant	1	M	65					
Legal Secretary	1	G	44					
Senior Administrative Assistant	1	G	39					
Video Technician	1	G	36					
6								
FT - Total City Manager's Office		6						

Community Development Department								
Administration								
Community Development Director	1	N/A	93					
Assistant Community Development Director	1	M	80					
Senior Administrative Technician	1	G	43					
3								

Building Division

Chief Building Official	1	MM	70					
Plan Check Engineer	1	MM	66					
Building Inspector I/II	4	G	48	58				

Sr. Permit Technician	1	G	38						
Permit Technician	1	G	28						

8

Planning Division

Principal Planner/Project Manager	1	MM	66						
Senior Planner	1	MM	55						
Junior/Assistant/Associate Planner	3	G	53	70	80				
Administrative Assistant I/II	1	G	12	22					

6

FT - Total Community Development	17
---	-----------

Finance Department

Administration

Finance Director	1	N/A	93						
Assistant Finance Director	1	M	80						
Budget/Financial Analyst	1	MM	58						
Senior Accountant	1	MM	51						
Accountant	1	MM	35						
Payroll Technician	1	G	47						
Accounting Technician I/II	2	G	17	27					

8

Purchasing Division

Purchasing Administrator	1	MM	53						
Purchasing Assistant	1	G	37						
Storekeeper	1	G	14						

3

Revenue Division

Revenue Manager	1	MM	66						
Accountant	1	MM	35						
Customer Service Operations Supervisor	1	G	61						
Billing and Meter Technician	1	G	47						
Senior Accounting Technician	1	G	37						
Senior Customer Service Technician	1	G	37						
Accounting Technician I/II	2	G	17	27					
Customer Service Technician I/II	5	G	17	27					

13

Part Time Position:

Business License Inspector	1	P/T							
----------------------------	---	-----	--	--	--	--	--	--	--

1

FT - Total Finance	24
---------------------------	-----------

Fire Department

Fire Chief	1	N/A	92						
Battalion Chief	4	MS	79						
Fire Marshal	1	F	79						
Fire Inspector	1	F	67						
Fire Captain	15	F	60						
Fire Engineer	15	F	55						
Fire Fighter	24	F	50						
Management Analyst	1	MM	40						
Fire Administrative Assistant I/II	2	CS	17	27					

64

FT - Total Fire	64
------------------------	-----------

Human Resources Department									
Human Resources Director	1	N/A	90						
Human Resources Manager	1	M	79						
Risk Manager	1	M	73						
Human Resources Analyst	1	MM	45						

4

Part Time Positions:

Volunteer Resources Coordinator - Part time	1	P/T							
---	---	-----	--	--	--	--	--	--	--

1

FT - Total HR	4								
----------------------	----------	--	--	--	--	--	--	--	--

Department of Innovation and Technology									
Chief Information Officer	1	N/A	93						
Operations Supervisor	1	MM	67						
Client Services Supervisor	1	MM	67						
Geographic Information Systems Supervisor	1	MM	67						
Network Administrator	1	MM	46						
Systems Administrator	1	MM	46						
GIS Database Administrator	1	MM	46						
Database Administrator	1	MM	46						
Client Services Specialist	2	G	69						
GIS Specialist	2	G	69						
Client Services Technician	2	G	50						

14

FT - Total DoIT	14								
------------------------	-----------	--	--	--	--	--	--	--	--

Library									
Library Director	1	N/A	86						
Archivist Curator	1	M	78						
Principal Librarian	2	MM	47						
Senior Librarian	1	MM	32						
Associate Archivist	2	MM	32						
Administrative Analyst	1	MM	25						
Library Specialist I/II	6	G	22	32					
Administrative Assistant I/II	1	G	12	22					
Library Clerk	4	G	5						
Building Maintenance Worker	1	G	37						

20

Part Time Positions:

Library Page		10,000 Hrs/Yr							
Administrative Assistant	1	P/T							
Library Clerk	2	P/T							
Technical Services Clerk	1	P/T							
Museum Attendant	2	P/T							
Work Study Intern	3	P/T							

9

FT - Total Library	20								
---------------------------	-----------	--	--	--	--	--	--	--	--

Municipal Utilities & Engineering Department									
Administration									
Director of Municipal Utilities and Public Works Engineering/City Engineer	1	N/A	97						
Assistant Utilities Director	1	M	88						
Assistant Engineering Director	1	M	88						

Capital Projects Manager	1	MM	73						
Utilities Project Manager	1	MM	53						
Senior Administrative Analyst	1	MM	25						
Water Conservation Coordinator	1	G	61						
Utilities Project Specialist I/II	1	G	52	61					
N.P.D.E.S. Inspector	1	G	50						
Senior Administrative Assistant	1	G	39						
Permit Technician	1	G	28						

11

Engineering Services

Assistant Civil Engineer	1	MM	56						
Assistant Engineer	1	MM	41						
Associate Engineer	2	MM	51						
Associate Civil Engineer	3	MM	61						
Senior Civil Engineer	2	MM	73						
Engineering Manager	2	MM	83						
Construction Inspector I/II	2	G	59	64					
Utilities Draftsperson/Designer	1	G	79						
Junior Engineer	1	G	58						

15

Water Division

Water Operations Manager	1	MM	76						
Water Distribution Superintendent	1	MM	70						
Water Production Operations Supervisor	1	G	97						
Water Production Maintenance Supervisor	1	G	97						
Water Distribution Supervisor	1	G	97						
Senior Water Treatment Operator	2	G	73						
Regulatory Compliance Officer	1	G	73						
Water Production Maintenance Foreperson	1	G	72						
Water Quality Control Officer	1	G	72						
Electrical and Instrumentation Technician	1	G	63						
Water Distribution Operator Foreperson III/IV/V	1	G	62	67	72				
Cross Connection Control Inspector	1	G	58						
Water Distribution Crewleader	3	G	55						
Production Pump Maintenance Operator	1	G	51						
Water Treatment Operator II/III/IV	4	G	51	61	66				
Plant Mechanic I/II	2	G	43	53					
Senior Water Distribution Operator	5	G	42						
Water Quality Technician I/II	3	G	39	49					
Water Distribution Operator	9	G	35						
Customer Service Field Technician II/III	1	G	35	39					
Senior Grounds Maintenance Worker I	1	G	30						
Water Meter Reader	2	G	16						
Grounds Maintenance Worker I/II	1	G	12	20					

45

Wastewater Division

Wastewater Operations Manager	1	MM	76						
Wastewater Facilities Operations Supervisor	1	G	97						
Wastewater Facilities Maintenance Supervisor	1	G	87						
Senior Regulatory Compliance Officer	1	G	90						
Plant Mechanic I/II	3	G	43	53					
Wastewater Collection System Supervisor	1	G	72						
Laboratory Technician I/II/III/IV	4	G	33	43	53	58			
Wastewater Facilities Operator I/II/III/IV/V	6	G	41	51	61	66	71		

Line Maintenance Worker I/II	3	G	34	44					
Senior Grounds Maintenance Worker I/II	1	G	30	40					
Maintenance Worker	2	G	14						

24

Part Time Positions:

Technical Services Clerk	3	P/T							
Maintenance Worker	1	P/T							
Zanjero	1	P/T							
Utilities Database Intern	1	P/T							

6

FT - Total MUED	95
------------------------	-----------

Police Department

Chief of Police	1	N/A	93						
Police Commander	1	MS	89						
Police Lieutenant	4	MS	81						
Police Sergeant	11	P	70						
Police Corporal/Investigator	19	P	64						
Police Officer	62	P	60						
Police Recruit	1	CS	79						
Support Services Supervisor	1	MM	50						
Management Analyst	1	MM	40						
Executive Police Assistant	1	CS	74						
Crime Analyst	2	CS	69						
Animal Control Supervisor	1	CS	64						
Police Records Supervisor	1	CS	64						
Forensic Services Supervisor	1	CS	86						
Police Communications Supervisor	1	CS	64						
Dispatcher Shift Supervisor	2	CS	53						
Senior Administrative Assistant	1	CS	44						
Police Training Coordinator	1	CS	37						
Community Service Officer/Dispatcher I/II	22	CS	33	43					
Building Maintenance Worker	0.5	CS	37						
Police Administrative Secretary	2	CS	37						
Police Customer Service Representative I/II	8	CS	17	27					
Police Customer Service Representative I/II	1	CS	27Y						
Animal Control Officer	2	CS	30						
Kennel Attendant	1	CS	10						

148.5

Recreation/Senior Services

Community Services Superintendent	1	MM	67						
Senior Recreation Program Coordinator	1	CS	70						
Recreation Program Coordinator	5	CS	60						
Bus Driver	1	CS	14						
Building Maintenance Worker	1	CS	42						
Administrative Assistant I/II	1	CS	17	27					

10

Part Time Positions:

Background Investigator	1	P/T							
Dispatcher/CSO	2	P/T							
Kennel Attendant	1	P/T							
Cadet	3	P/T							
ID Technician Trainee	1	P/T							
Recreation Coordinator	3	P/T							

Building Maintenance Worker	1	P/T							
Special Programs Aide	3	P/T							
Maintenance Worker	2	P/T							
Bus Driver	1	P/T							

18

College Intern		0 Hrs/Yr							
Recreation Aide		0 Hrs/Yr							
Recreation Leader		360 Hrs/Yr							
Sports Official		3025 Hrs/Yr							

FT - Total Police	158.5
--------------------------	--------------

Quality of Life Department

Administration

Quality of Life Director	1	N/A	95						
Assistant QOL/Solid Waste Director	1	M	83						
Operations Manager	1	MM	76						
Senior Project Manager	1	MM	73						
Operations Superintendent	1	G	73						
Project Specialist II	1	G	61						
Senior Code Enforcement Officer	1	G	69						
Code Enforcement Officer*	2	G	49						
Administrative Assistant I/II	1	G	12	22					
Senior Administrative Assistant	1	G	39						

11

Building Maintenance

Building Maintenance Supervisor	1	G	64						
Senior Building Maintenance Worker	1	G	47						

2

Electrical

Electrician	1	G	46						
Traffic Signal Technician I/II	1	G	28	46					

2

Solid Waste Division

Solid Waste and Recycling Technician I/II	1	G	37	42					
Solid Waste Route Supervisor	2	G	59						
Senior Solid Waste Truck Driver	1	G	44						
Senior Equipment Operator	2	G	44						
Welder	1	G	43						
Solid Waste Truck Driver	22	G	34						
Equipment Operator OIT/I/II	2	G	19	34	39				
Solid Waste Collector	5	G	19						
Maintenance Worker	1	G	14						

37

Equipment Maintenance

Equipment Maintenance Superintendent	1	MM	66						
Senior Mechanic	1	G	63						
Fire Mechanic	1	G	53						
Heavy Equipment Mechanic	1	G	43						
Mechanic I/II	5	G	33	43					
Senior Storekeeper	1	G	27						
Administrative Assistant I/II	1	G	12	22					

11

Parks and Trees Division

Senior Tree Trimmer	1	G	40						
Senior Grounds Maintenance Worker I/II	1	G	30	40					
Tree Trimmer I/II	1	G	20	30					
Parks Maintenance Mechanic	2	G	30						
Grounds Maintenance Worker I/II	13	G	12	20					

18

Street Division

Senior Asphalt Worker	1	G	44						
Senior Concrete Worker	1	G	44						
Senior Street Maintenance Worker	1	G	44						
Street Sweeper Operator	2	G	34						
Equipment Operator OIT/II	2	G	19	34	39				
Asphalt Worker	3	G	34						
Concrete Worker	1	G	34						
Sign & Paint Worker	1	G	34						
Maintenance Worker	2	G	14						

14

Cemetery Division:

Cemetery Services Coordinator	1	G	56						
Cemetery Crew Leader	1	G	49						
Cemetery Caretaker I/II	1	G	12	20					

3

Part Time Positions:

Maintenance Worker	4	P/T							
Administrative Assistant*	1	P/T							
Cemetery Aide	2	P/T							

7

FT - Total QOL	98
-----------------------	-----------

Redevelopment Department

Administration:

Redevelopment and Economic Development Director	1	N/A	98						
Project Manager I/II	3	MM	55	65					
Senior Administrative Assistant	1	G	39						
Housing Technician	1	G	38						
Administrative Assistant I/II	2	G	12	22					
Building Maintenance Worker	0.5	CS	37						

8.5

Downtown Redlands Business Association:

Special Programs Coordinator	1	G	54						
------------------------------	---	---	----	--	--	--	--	--	--

1

Part Time Positions:

Maintenance Worker	1	P/T							
--------------------	---	-----	--	--	--	--	--	--	--

1

FT - Total RDA	9.5
-----------------------	------------

Total Full Time Positions	510
Total Part Time Positions	45
Total Regular Full-time and Part-time Positions	555

GRANT FUNDED AND REIMBURSEABLE POSITIONS

All grant funded and reimbursable positions are contingent upon continued funding.

Police Department:

Criminologist	1	MM	67							
---------------	---	----	----	--	--	--	--	--	--	--

Applied Technology Specialist	1	CS	43							
-------------------------------	---	----	----	--	--	--	--	--	--	--

Quality of Life

Healthy Cities Coordinator	1	P/T								
----------------------------	---	-----	--	--	--	--	--	--	--	--


*Fee Based Positions

Total Grant Funded Positions 3

TOTAL AUTHORIZED/BUDGETED POSITIONS 558

Section 3. Resolution No. 6786 is hereby rescinded.

Adopted, approved and signed this 1st day of September, 2009.



Jon Harrison, Mayor

ATTEST:



Lorrie Poyzer, City Clerk

**CITY OF REDLANDS
SALARY SCHEDULE**

**REDLANDS CIVILIAN
SAFETY EMPLOYEES UNIT**

Range		A	B	C	D	E	F
CS10	HOURLY	13.619	14.300	15.015	15.766	16.554	17.382
	MONTHLY	2337	2454	2577	2706	2841	2983
	ANNUAL	28328	29744	31232	32793	34433	36155
CS11	HOURLY	13.755	14.443	15.165	15.924	16.720	17.556
	MONTHLY	2361	2479	2603	2733	2869	3013
	ANNUAL	28611	30042	31544	33121	34777	36516
CS12	HOURLY	13.893	14.588	15.317	16.083	16.887	17.731
	MONTHLY	2384	2503	2629	2760	2898	3043
	ANNUAL	28897	30342	31859	33452	35125	36881
CS13	HOURLY	14.032	14.734	15.470	16.244	17.056	17.909
	MONTHLY	2408	2529	2655	2788	2927	3073
	ANNUAL	29186	30646	32178	33787	35476	37250
CS14	HOURLY	14.172	14.881	15.625	16.406	17.226	18.088
	MONTHLY	2432	2554	2682	2816	2956	3104
	ANNUAL	29478	30952	32500	34125	35831	37623
CS15	HOURLY	14.314	15.030	15.781	16.570	17.399	18.269
	MONTHLY	2457	2579	2708	2844	2986	3135
	ANNUAL	29773	31262	32825	34466	36189	37999
CS16	HOURLY	14.457	15.180	15.939	16.736	17.573	18.451
	MONTHLY	2481	2605	2735	2872	3016	3167
	ANNUAL	30071	31574	33153	34811	36551	38379
CS17	HOURLY	14.602	15.332	16.098	16.903	17.748	18.636
	MONTHLY	2506	2631	2763	2901	3046	3198
	ANNUAL	30372	31890	33485	35159	36917	38763
CS18	HOURLY	14.748	15.485	16.259	17.072	17.926	18.822
	MONTHLY	2531	2658	2790	2930	3076	3230
	ANNUAL	30675	32209	33819	35510	37286	39150
CS19	HOURLY	14.895	15.640	16.422	17.243	18.105	19.010
	MONTHLY	2556	2684	2818	2959	3107	3263
	ANNUAL	30982	32531	34158	35866	37659	39542
CS20	HOURLY	15.044	15.796	16.586	17.415	18.286	19.201
	MONTHLY	2582	2711	2846	2989	3138	3295
	ANNUAL	31292	32856	34499	36224	38035	39937

Effective July 2009 1%
Approx 1% between ranges
Approx 5% between steps

**CITY OF REDLANDS
SALARY SCHEDULE**

**REDLANDS CIVILIAN
SAFETY EMPLOYEES UNIT**

Range		A	B	C	D	E	F
CS21	HOURLY	15.195	15.954	16.752	17.590	18.469	19.393
	MONTHLY	2608	2738	2875	3019	3170	3328
	ANNUAL	31605	33185	34844	36586	38416	40337
CS22	HOURLY	15.347	16.114	16.920	17.766	18.654	19.586
	MONTHLY	2634	2765	2904	3049	3201	3361
	ANNUAL	31921	33517	35193	36952	38800	40740
CS23	HOURLY	15.500	16.275	17.089	17.943	18.840	19.782
	MONTHLY	2660	2793	2933	3079	3233	3395
	ANNUAL	32240	33852	35545	37322	39188	41147
CS24	HOURLY	15.655	16.438	17.260	18.123	19.029	19.980
	MONTHLY	2687	2821	2962	3110	3266	3429
	ANNUAL	32562	34190	35900	37695	39580	41559
CS25	HOURLY	15.812	16.602	17.432	18.304	19.219	20.180
	MONTHLY	2714	2849	2992	3141	3298	3463
	ANNUAL	32888	34532	36259	38072	39976	41974
CS26	HOURLY	15.970	16.768	17.607	18.487	19.411	20.382
	MONTHLY	2741	2878	3022	3173	3331	3498
	ANNUAL	33217	34878	36622	38453	40375	42394
CS27	HOURLY	16.129	16.936	17.783	18.672	19.605	20.586
	MONTHLY	2768	2906	3052	3204	3365	3533
	ANNUAL	33549	35226	36988	38837	40779	42818
CS28	HOURLY	16.291	17.105	17.960	18.858	19.801	20.791
	MONTHLY	2796	2936	3082	3236	3398	3568
	ANNUAL	33885	35579	37358	39226	41187	43246
CS29	HOURLY	16.454	17.276	18.140	19.047	19.999	20.999
	MONTHLY	2824	2965	3113	3269	3432	3604
	ANNUAL	34223	35935	37731	39618	41599	43679
CS30	HOURLY	16.618	17.449	18.321	19.238	20.199	21.209
	MONTHLY	2852	2995	3144	3301	3467	3640
	ANNUAL	34566	36294	38109	40014	42015	44115
CS31	HOURLY	16.784	17.623	18.505	19.430	20.401	21.421
	MONTHLY	2880	3024	3176	3335	3501	3676
	ANNUAL	34911	36657	38490	40414	42435	44557

Effective July 2009 1%
Approx 1% between ranges
Approx 5% between steps

**CITY OF REDLANDS
SALARY SCHEDULE**

**REDLANDS CIVILIAN
SAFETY EMPLOYEES UNIT**

Range		A	B	C	D	E	F
CS32	HOURLY	16.952	17.800	18.690	19.624	20.605	21.636
	MONTHLY	2909	3055	3207	3368	3536	3713
	ANNUAL	35260	37023	38875	40818	42859	45002
CS33	HOURLY	17.122	17.978	18.877	19.820	20.811	21.852
	MONTHLY	2938	3085	3240	3402	3572	3750
	ANNUAL	35613	37394	39263	41226	43288	45452
CS34	HOURLY	17.293	18.157	19.065	20.019	21.020	22.071
	MONTHLY	2968	3116	3272	3436	3607	3788
	ANNUAL	35969	37768	39656	41639	43721	45907
CS35	HOURLY	17.466	18.339	19.256	20.219	21.230	22.291
	MONTHLY	2997	3147	3305	3470	3643	3826
	ANNUAL	36329	38145	40052	42055	44158	46366
CS36	HOURLY	17.640	18.522	19.449	20.421	21.442	22.514
	MONTHLY	3027	3179	3338	3505	3680	3864
	ANNUAL	36692	38527	40453	42476	44599	46829
CS37	HOURLY	17.817	18.708	19.643	20.625	21.656	22.739
	MONTHLY	3058	3211	3371	3540	3717	3902
	ANNUAL	37059	38912	40858	42900	45045	47298
CS38	HOURLY	17.995	18.895	19.839	20.831	21.873	22.967
	MONTHLY	3088	3243	3405	3575	3754	3941
	ANNUAL	37430	39301	41266	43329	45496	47771
CS39	HOURLY	18.175	19.084	20.038	21.040	22.092	23.196
	MONTHLY	3119	3275	3439	3611	3791	3981
	ANNUAL	37804	39694	41679	43763	45951	48248
CS40	HOURLY	18.357	19.275	20.238	21.250	22.313	23.428
	MONTHLY	3150	3308	3473	3647	3829	4021
	ANNUAL	38182	40091	42096	44200	46410	48731
CS41	HOURLY	18.540	19.467	20.441	21.463	22.536	23.663
	MONTHLY	3182	3341	3508	3683	3868	4061
	ANNUAL	38564	40492	42517	44642	46874	49218
CS42	HOURLY	18.726	19.662	20.645	21.677	22.761	23.899
	MONTHLY	3214	3374	3543	3720	3906	4102
	ANNUAL	38949	40897	42942	45089	47343	49710

Effective July 2009 1%
Approx 1% between ranges
Approx 5% between steps

**CITY OF REDLANDS
SALARY SCHEDULE**

**REDLANDS CIVILIAN
SAFETY EMPLOYEES UNIT**

Range		A	B	C	D	E	F
CS43	HOURLY	18.913	19.859	20.851	21.894	22.989	24.138
	MONTHLY	3246	3408	3578	3757	3945	4143
	ANNUAL	39339	41306	43371	45540	47817	50207
CS44	HOURLY	19.102	20.057	21.060	22.113	23.219	24.380
	MONTHLY	3278	3442	3614	3795	3985	4184
	ANNUAL	39732	41719	43805	45995	48295	50710
CS45	HOURLY	19.293	20.258	21.271	22.334	23.451	24.623
	MONTHLY	3311	3477	3650	3833	4025	4226
	ANNUAL	40130	42136	44243	46455	48778	51217
CS46	HOURLY	19.486	20.460	21.483	22.557	23.685	24.870
	MONTHLY	3344	3511	3687	3871	4065	4268
	ANNUAL	40531	42557	44685	46920	49266	51729
CS47	HOURLY	19.681	20.665	21.698	22.783	23.922	25.118
	MONTHLY	3378	3546	3724	3910	4105	4311
	ANNUAL	40936	42983	45132	47389	49758	52246
CS48	HOURLY	19.878	20.872	21.915	23.011	24.161	25.370
	MONTHLY	3411	3582	3761	3949	4147	4354
	ANNUAL	41346	43413	45583	47863	50256	52769
CS49	HOURLY	20.076	21.080	22.134	23.241	24.403	25.623
	MONTHLY	3445	3618	3799	3989	4188	4397
	ANNUAL	41759	43847	46039	48341	50758	53296
CS50	HOURLY	20.277	21.291	22.356	23.473	24.647	25.879
	MONTHLY	3480	3654	3837	4028	4230	4441
	ANNUAL	42177	44285	46500	48825	51266	53829
CS51	HOURLY	20.480	21.504	22.579	23.708	24.894	26.138
	MONTHLY	3515	3690	3875	4069	4272	4486
	ANNUAL	42598	44728	46965	49313	51779	54368
CS52	HOURLY	20.685	21.719	22.805	23.945	25.142	26.400
	MONTHLY	3550	3727	3914	4109	4315	4531
	ANNUAL	43024	45176	47434	49806	52296	54911
CS53	HOURLY	20.892	21.936	23.033	24.185	25.394	26.664
	MONTHLY	3585	3765	3953	4151	4358	4576
	ANNUAL	43455	45627	47909	50304	52819	55460

Effective July 2009 1%
Approx 1% between ranges
Approx 5% between steps

**CITY OF REDLANDS
SALARY SCHEDULE**

**REDLANDS CIVILIAN
SAFETY EMPLOYEES UNIT**

Range		A	B	C	D	E	F
CS54	HOURLY	21.101	22.156	23.263	24.427	25.648	26.930
	MONTHLY	3621	3802	3992	4192	4402	4622
	ANNUAL	43889	46084	48388	50807	53348	56015
CS55	HOURLY	21.312	22.377	23.496	24.671	25.904	27.200
	MONTHLY	3657	3840	4032	4234	4446	4668
	ANNUAL	44328	46544	48872	51315	53881	56575
CS56	HOURLY	21.525	22.601	23.731	24.917	26.163	27.472
	MONTHLY	3694	3879	4073	4276	4490	4715
	ANNUAL	44771	47010	49360	51828	54420	57141
CS57	HOURLY	21.740	22.827	23.968	25.167	26.425	27.746
	MONTHLY	3731	3917	4113	4319	4535	4762
	ANNUAL	45219	47480	49854	52347	54964	57712
CS58	HOURLY	21.957	23.055	24.208	25.418	26.689	28.024
	MONTHLY	3768	3957	4154	4362	4580	4809
	ANNUAL	45671	47955	50353	52870	55514	58289
CS59	HOURLY	22.177	23.286	24.450	25.673	26.956	28.304
	MONTHLY	3806	3996	4196	4406	4626	4857
	ANNUAL	46128	48434	50856	53399	56069	58872
CS60	HOURLY	22.399	23.519	24.695	25.929	27.226	28.587
	MONTHLY	3844	4036	4238	4450	4672	4906
	ANNUAL	46589	48919	51365	53933	56629	59461
CS61	HOURLY	22.623	23.754	24.941	26.189	27.498	28.873
	MONTHLY	3882	4077	4280	4494	4719	4955
	ANNUAL	47055	49408	51878	54472	57196	60056
CS62	HOURLY	22.849	23.991	25.191	26.450	27.773	29.162
	MONTHLY	3921	4117	4323	4539	4766	5005
	ANNUAL	47526	49902	52397	55017	57768	60656
CS63	HOURLY	23.077	24.231	25.443	26.715	28.051	29.453
	MONTHLY	3960	4158	4366	4585	4814	5055
	ANNUAL	48001	50401	52921	55567	58345	61263
CS64	HOURLY	23.308	24.474	25.697	26.982	28.331	29.748
	MONTHLY	4000	4200	4410	4631	4862	5105
	ANNUAL	48481	50905	53450	56123	58929	61875

Effective July 2009 1%
Approx 1% between ranges
Approx 5% between steps

**CITY OF REDLANDS
SALARY SCHEDULE**

**REDLANDS CIVILIAN
SAFETY EMPLOYEES UNIT**

Range		A	B	C	D	E	F
CS65	HOURLY	23.541	24.718	25.954	27.252	28.614	30.045
	MONTHLY	4040	4242	4454	4677	4911	5156
	ANNUAL	48966	51414	53985	56684	59518	62494
CS66	HOURLY	23.777	24.965	26.214	27.524	28.901	30.346
	MONTHLY	4080	4285	4499	4724	4960	5208
	ANNUAL	49455	51928	54525	57251	60113	63119
CS67	HOURLY	24.014	25.215	26.476	27.800	29.190	30.649
	MONTHLY	4121	4327	4544	4771	5009	5260
	ANNUAL	49950	52447	55070	57823	60714	63750
CS68	HOURLY	24.255	25.467	26.741	28.078	29.482	30.956
	MONTHLY	4162	4371	4589	4819	5060	5313
	ANNUAL	50449	52972	55621	58402	61322	64388
CS69	HOURLY	24.497	25.722	27.008	28.358	29.776	31.265
	MONTHLY	4204	4414	4635	4867	5110	5366
	ANNUAL	50954	53502	56177	58986	61935	65032
CS70	HOURLY	24.742	25.979	27.278	28.642	30.074	31.578
	MONTHLY	4246	4458	4681	4915	5161	5419
	ANNUAL	51463	54037	56738	59575	62554	65682
CS71	HOURLY	24.989	26.239	27.551	28.928	30.375	31.894
	MONTHLY	4289	4503	4728	4965	5213	5473
	ANNUAL	51978	54577	57306	60171	63180	66339
CS72	HOURLY	25.239	26.501	27.826	29.218	30.679	32.213
	MONTHLY	4332	4548	4775	5014	5265	5528
	ANNUAL	52498	55123	57879	60773	63812	67002
CS73	HOURLY	25.492	26.766	28.105	29.510	30.985	32.535
	MONTHLY	4375	4594	4823	5064	5318	5584
	ANNUAL	53023	55674	58458	61381	64450	67672
CS74	HOURLY	25.747	27.034	28.386	29.805	31.295	32.860
	MONTHLY	4419	4640	4871	5115	5371	5639
	ANNUAL	53553	56231	59042	61994	65094	68349
CS75	HOURLY	26.004	27.304	28.670	30.103	31.608	33.189
	MONTHLY	4463	4686	4920	5166	5425	5696
	ANNUAL	54089	56793	59633	62614	65745	69032

Effective July 2009 1%
Approx 1% between ranges
Approx 5% between steps

**CITY OF REDLANDS
SALARY SCHEDULE**

**REDLANDS CIVILIAN
SAFETY EMPLOYEES UNIT**

Range		A	B	C	D	E	F
CS76	HOURLY	26.264	27.577	28.956	30.404	31.924	33.520
	MONTHLY	4507	4733	4969	5218	5479	5753
	ANNUAL	54630	57361	60229	63240	66403	69723
CS77	HOURLY	26.527	27.853	29.246	30.708	32.244	33.856
	MONTHLY	4552	4780	5019	5270	5534	5810
	ANNUAL	55176	57935	60831	63873	67067	70420
CS78	HOURLY	26.792	28.132	29.538	31.015	32.566	34.194
	MONTHLY	4598	4828	5069	5323	5589	5868
	ANNUAL	55728	58514	61440	64512	67737	71124
CS79	HOURLY	27.060	28.413	29.834	31.325	32.892	34.536
	MONTHLY	4644	4876	5120	5376	5645	5927
	ANNUAL	56285	59099	62054	65157	68415	71835
CS80	HOURLY	27.331	28.697	30.132	31.639	33.221	34.882
	MONTHLY	4690	4925	5171	5430	5701	5986
	ANNUAL	56848	59690	62675	65808	69099	72554
CS81	HOURLY	27.604	28.984	30.433	31.955	33.553	35.230
	MONTHLY	4737	4974	5223	5484	5758	6046
	ANNUAL	57416	60287	63301	66466	69790	73279
CS82	HOURLY	27.880	29.274	30.738	32.275	33.888	35.583
	MONTHLY	4785	5024	5275	5539	5816	6107
	ANNUAL	57990	60890	63934	67131	70488	74012
CS83	HOURLY	28.159	29.567	31.045	32.597	34.227	35.939
	MONTHLY	4833	5074	5328	5594	5874	6168
	ANNUAL	58570	61499	64574	67802	71192	74752
CS84	HOURLY	28.440	29.862	31.355	32.923	34.569	36.298
	MONTHLY	4881	5125	5381	5650	5933	6229
	ANNUAL	59156	62114	65219	68480	71904	75500
CS85	HOURLY	28.725	30.161	31.669	33.252	34.915	36.661
	MONTHLY	4930	5176	5435	5707	5992	6292
	ANNUAL	59747	62735	65872	69165	72623	76255
CS86	HOURLY	29.012	30.463	31.986	33.585	35.264	37.027
	MONTHLY	4979	5228	5489	5764	6052	6355
	ANNUAL	60345	63362	66530	69857	73350	77017

Effective July 2009 1%
Approx 1% between ranges
Approx 5% between steps

**CITY OF REDLANDS
SALARY SCHEDULE**

GENERAL UNIT

Range		A	B	C	D	E	F
G5	HOURLY	13.655	14.338	15.055	15.808	16.598	17.428
	MONTHLY	2367	2485	2610	2740	2877	3021
	ANNUAL	28403	29823	31314	32880	34524	36250
G6	HOURLY	13.792	14.481	15.205	15.966	16.764	17.602
	MONTHLY	2391	2510	2636	2767	2906	3051
	ANNUAL	28687	30121	31627	33209	34869	36613
G7	HOURLY	13.930	14.626	15.358	16.125	16.932	17.778
	MONTHLY	2414	2535	2662	2795	2935	3082
	ANNUAL	28974	30423	31944	33541	35218	36979
G8	HOURLY	14.069	14.772	15.511	16.287	17.101	17.956
	MONTHLY	2439	2561	2689	2823	2964	3112
	ANNUAL	29264	30727	32263	33876	35570	37349
G9	HOURLY	14.210	14.920	15.666	16.450	17.272	18.136
	MONTHLY	2463	2586	2715	2851	2994	3144
	ANNUAL	29556	31034	32586	34215	35926	37722
G10	HOURLY	14.352	15.069	15.823	16.614	17.445	18.317
	MONTHLY	2488	2612	2743	2880	3024	3175
	ANNUAL	29852	31344	32912	34557	36285	38099
G11	HOURLY	14.495	15.220	15.981	16.780	17.619	18.500
	MONTHLY	2513	2638	2770	2909	3054	3207
	ANNUAL	30150	31658	33241	34903	36648	38480
G12	HOURLY	14.640	15.372	16.141	16.948	17.795	18.685
	MONTHLY	2538	2665	2798	2938	3085	3239
	ANNUAL	30452	31974	33573	35252	37014	38865
G13	HOURLY	14.787	15.526	16.302	17.117	17.973	18.872
	MONTHLY	2563	2691	2826	2967	3115	3271
	ANNUAL	30756	32294	33909	35604	37385	39254
G14	HOURLY	14.935	15.681	16.465	17.289	18.153	19.061
	MONTHLY	2589	2718	2854	2997	3147	3304
	ANNUAL	31064	32617	34248	35960	37758	39646
G15	HOURLY	15.084	15.838	16.630	17.462	18.335	19.251
	MONTHLY	2615	2745	2883	3027	3178	3337
	ANNUAL	31375	32943	34590	36320	38136	40043

Effective September 2009
Approx 1% between ranges
Approx 5% between steps

**CITY OF REDLANDS
SALARY SCHEDULE**

GENERAL UNIT

Range		A	B	C	D	E	F
G16	HOURLY	15.235	15.997	16.796	17.636	18.518	19.444
	MONTHLY	2641	2773	2911	3057	3210	3370
	ANNUAL	31688	33273	34936	36683	38517	40443
G17	HOURLY	15.387	16.156	16.964	17.813	18.703	19.638
	MONTHLY	2667	2800	2940	3088	3242	3404
	ANNUAL	32005	33605	35286	37050	38903	40848
G18	HOURLY	15.541	16.318	17.134	17.991	18.890	19.835
	MONTHLY	2694	2828	2970	3118	3274	3438
	ANNUAL	32325	33942	35639	37421	39292	41256
G19	HOURLY	15.696	16.481	17.305	18.171	19.079	20.033
	MONTHLY	2721	2857	3000	3150	3307	3472
	ANNUAL	32648	34281	35995	37795	39684	41669
G20	HOURLY	15.853	16.646	17.478	18.352	19.270	20.233
	MONTHLY	2748	2885	3030	3181	3340	3507
	ANNUAL	32975	34624	36355	38173	40081	42085
G21	HOURLY	16.012	16.812	17.653	18.536	19.463	20.436
	MONTHLY	2775	2914	3060	3213	3374	3542
	ANNUAL	33305	34970	36718	38554	40482	42506
G22	HOURLY	16.172	16.981	17.830	18.721	19.657	20.640
	MONTHLY	2803	2943	3090	3245	3407	3578
	ANNUAL	33638	35320	37086	38940	40887	42931
G23	HOURLY	16.334	17.150	18.008	18.908	19.854	20.846
	MONTHLY	2831	2973	3121	3277	3441	3613
	ANNUAL	33974	35673	37457	39329	41296	43361
G24	HOURLY	16.497	17.322	18.188	19.097	20.052	21.055
	MONTHLY	2859	3002	3153	3310	3476	3650
	ANNUAL	34314	36030	37831	39723	41709	43794
G25	HOURLY	16.662	17.495	18.370	19.288	20.253	21.265
	MONTHLY	2888	3032	3184	3343	3510	3686
	ANNUAL	34657	36390	38209	40120	42126	44232
G26	HOURLY	16.829	17.670	18.554	19.481	20.455	21.478
	MONTHLY	2917	3063	3216	3377	3546	3723
	ANNUAL	35004	36754	38591	40521	42547	44674

Effective September 2009
Approx 1% between ranges
Approx 5% between steps

**CITY OF REDLANDS
SALARY SCHEDULE**

GENERAL UNIT

Range		A	B	C	D	E	F
G27	HOURLY	16.997	17.847	18.739	19.676	20.660	21.693
	MONTHLY	2946	3093	3248	3411	3581	3760
	ANNUAL	35354	37121	38977	40926	42973	45121
G28	HOURLY	17.167	18.025	18.927	19.873	20.866	21.910
	MONTHLY	2976	3124	3281	3445	3617	3798
	ANNUAL	35707	37493	39367	41336	43402	45572
G29	HOURLY	17.339	18.206	19.116	20.072	21.075	22.129
	MONTHLY	3005	3156	3313	3479	3653	3836
	ANNUAL	36064	37867	39761	41749	43836	46028
G30	HOURLY	17.512	18.388	19.307	20.272	21.286	22.350
	MONTHLY	3035	3187	3347	3514	3690	3874
	ANNUAL	36425	38246	40158	42166	44275	46488
G31	HOURLY	17.687	18.571	19.500	20.475	21.499	22.574
	MONTHLY	3066	3219	3380	3549	3726	3913
	ANNUAL	36789	38629	40560	42588	44717	46953
G32	HOURLY	17.864	18.757	19.695	20.680	21.714	22.799
	MONTHLY	3096	3251	3414	3584	3764	3952
	ANNUAL	37157	39015	40966	43014	45165	47423
G33	HOURLY	18.043	18.945	19.892	20.887	21.931	23.027
	MONTHLY	3127	3284	3448	3620	3801	3991
	ANNUAL	37529	39405	41375	43444	45616	47897
G34	HOURLY	18.223	19.134	20.091	21.095	22.150	23.258
	MONTHLY	3159	3317	3482	3657	3839	4031
	ANNUAL	37904	39799	41789	43878	46072	48376
G35	HOURLY	18.405	19.326	20.292	21.306	22.372	23.490
	MONTHLY	3190	3350	3517	3693	3878	4072
	ANNUAL	38283	40197	42207	44317	46533	48860
G36	HOURLY	18.589	19.519	20.495	21.519	22.595	23.725
	MONTHLY	3222	3383	3552	3730	3917	4112
	ANNUAL	38666	40599	42629	44760	46998	49348
G37	HOURLY	18.775	19.714	20.700	21.735	22.821	23.962
	MONTHLY	3254	3417	3588	3767	3956	4153

Effective September 2009
Approx 1% between ranges
Approx 5% between steps

**CITY OF REDLANDS
SALARY SCHEDULE**

GENERAL UNIT

Range		A	B	C	D	E	F
	ANNUAL	39052	41005	43055	45208	47468	49842
G38	HOURLY	18.963	19.911	20.907	21.952	23.050	24.202
	MONTHLY	3287	3451	3624	3805	3995	4195
	ANNUAL	39443	41415	43486	45660	47943	50340
G39	HOURLY	19.153	20.110	21.116	22.172	23.280	24.444
	MONTHLY	3320	3486	3660	3843	4035	4237
	ANNUAL	39837	41829	43921	46117	48423	50844
G40	HOURLY	19.344	20.311	21.327	22.393	23.513	24.689
	MONTHLY	3353	3521	3697	3881	4076	4279
	ANNUAL	40236	42248	44360	46578	48907	51352
G41	HOURLY	19.538	20.514	21.540	22.617	23.748	24.935
	MONTHLY	3387	3556	3734	3920	4116	4322
	ANNUAL	40638	42670	44804	47044	49396	51866
G42	HOURLY	19.733	20.720	21.756	22.843	23.985	25.185
	MONTHLY	3420	3591	3771	3960	4157	4365
	ANNUAL	41044	43097	45252	47514	49890	52384
G43	HOURLY	19.930	20.927	21.973	23.072	24.225	25.437
	MONTHLY	3455	3627	3809	3999	4199	4409
	ANNUAL	41455	43528	45704	47989	50389	52908
G44	HOURLY	20.130	21.136	22.193	23.302	24.468	25.691
	MONTHLY	3489	3664	3847	4039	4241	4453
	ANNUAL	41869	43963	46161	48469	50893	53437
G45	HOURLY	20.331	21.347	22.415	23.535	24.712	25.948
	MONTHLY	3524	3700	3885	4079	4283	4498
	ANNUAL	42288	44403	46623	48954	51402	53972
G46	HOURLY	20.534	21.561	22.639	23.771	24.959	26.207
	MONTHLY	3559	3737	3924	4120	4326	4543
	ANNUAL	42711	44847	47089	49443	51916	54511
G47	HOURLY	20.739	21.776	22.865	24.009	25.209	26.469
	MONTHLY	3595	3775	3963	4161	4370	4588
	ANNUAL	43138	45295	47560	49938	52435	55056
G48	HOURLY	20.947	21.994	23.094	24.249	25.461	26.734

Effective September 2009
Approx 1% between ranges
Approx 5% between steps

CITY OF REDLANDS
SALARY SCHEDULE

GENERAL UNIT

Range		A	B	C	D	E	F
	MONTHLY	3631	3812	4003	4203	4413	4634
	ANNUAL	43570	45748	48035	50437	52959	55607
G49	HOURLY	21.156	22.214	23.325	24.491	25.716	27.001
	MONTHLY	3667	3850	4043	4245	4457	4680
	ANNUAL	44005	46205	48516	50942	53489	56163
G50	HOURLY	21.368	22.436	23.558	24.736	25.973	27.271
	MONTHLY	3704	3889	4083	4288	4502	4727
	ANNUAL	44445	46668	49001	51451	54024	56725
G51	HOURLY	21.582	22.661	23.794	24.983	26.233	27.544
	MONTHLY	3741	3928	4124	4330	4547	4774
	ANNUAL	44890	47134	49491	51965	54564	57292
G52	HOURLY	21.797	22.887	24.032	25.233	26.495	27.820
	MONTHLY	3778	3967	4165	4374	4592	4822
	ANNUAL	45339	47606	49986	52485	55109	57865
G53	HOURLY	22.015	23.116	24.272	25.486	26.760	28.098
	MONTHLY	3816	4007	4207	4417	4638	4870
	ANNUAL	45792	48082	50486	53010	55660	58444
G54	HOURLY	22.236	23.347	24.515	25.740	27.027	28.379
	MONTHLY	3854	4047	4249	4462	4685	4919
	ANNUAL	46250	48562	50991	53540	56217	59028
G55	HOURLY	22.458	23.581	24.760	25.998	27.298	28.663
	MONTHLY	3893	4087	4292	4506	4732	4968
	ANNUAL	46712	49048	51500	54075	56779	59618
G56	HOURLY	22.682	23.817	25.007	26.258	27.571	28.949
	MONTHLY	3932	4128	4335	4551	4779	5018
	ANNUAL	47180	49539	52015	54616	57347	60214
G57	HOURLY	22.909	24.055	25.258	26.520	27.846	29.239
	MONTHLY	3971	4169	4378	4597	4827	5068
	ANNUAL	47651	50034	52536	55162	57921	60817
G58	HOURLY	23.138	24.295	25.510	26.786	28.125	29.531
	MONTHLY	4011	4211	4422	4643	4875	5119
	ANNUAL	48128	50534	53061	55714	58500	61425

Effective September 2009
Approx 1% between ranges
Approx 5% between steps

**CITY OF REDLANDS
SALARY SCHEDULE**

GENERAL UNIT

Range		A	B	C	D	E	F
G59	HOURLY	23.370	24.538	25.765	27.053	28.406	29.826
	MONTHLY	4051	4253	4466	4689	4924	5170
	ANNUAL	48609	51040	53592	56271	59085	62039
G60	HOURLY	23.603	24.784	26.023	27.324	28.690	30.125
	MONTHLY	4091	4296	4511	4736	4973	5222
	ANNUAL	49095	51550	54128	56834	59676	62659
G61	HOURLY	23.840	25.031	26.283	27.597	28.977	30.426
	MONTHLY	4132	4339	4556	4784	5023	5274
	ANNUAL	49586	52066	54669	57402	60272	63286
G62	HOURLY	24.078	25.282	26.546	27.873	29.267	30.730
	MONTHLY	4174	4382	4601	4831	5073	5327
	ANNUAL	50082	52586	55215	57976	60875	63919
G63	HOURLY	24.319	25.535	26.811	28.152	29.560	31.038
	MONTHLY	4215	4426	4647	4880	5124	5380
	ANNUAL	50583	53112	55768	58556	61484	64558
G64	HOURLY	24.562	25.790	27.079	28.433	29.855	31.348
	MONTHLY	4257	4470	4694	4928	5175	5434
	ANNUAL	51089	53643	56325	59142	62099	65204
G65	HOURLY	24.808	26.048	27.350	28.718	30.154	31.661
	MONTHLY	4300	4515	4741	4978	5227	5488
	ANNUAL	51600	54180	56889	59733	62720	65856
G66	HOURLY	25.056	26.308	27.624	29.005	30.455	31.978
	MONTHLY	4343	4560	4788	5028	5279	5543
	ANNUAL	52116	54721	57457	60330	63347	66514
G67	HOURLY	25.306	26.571	27.900	29.295	30.760	32.298
	MONTHLY	4386	4606	4836	5078	5332	5598
	ANNUAL	52637	55269	58032	60934	63980	67179
G68	HOURLY	25.559	26.837	28.179	29.588	31.067	32.621
	MONTHLY	4430	4652	4884	5129	5385	5654
	ANNUAL	53163	55821	58612	61543	64620	67851
G69	HOURLY	25.815	27.106	28.461	29.884	31.378	32.947
	MONTHLY	4475	4698	4933	5180	5439	5711
	ANNUAL	53695	56379	59198	62158	65266	68530

Effective September 2009
Approx 1% between ranges
Approx 5% between steps

**CITY OF REDLANDS
SALARY SCHEDULE**

GENERAL UNIT

Range		A	B	C	D	E	F
G70	HOURLY	26.073	27.377	28.745	30.183	31.692	33.276
	MONTHLY	4519	4745	4983	5232	5493	5768
	ANNUAL	54232	56943	59790	62780	65919	69215
G71	HOURLY	26.334	27.650	29.033	30.485	32.009	33.609
	MONTHLY	4565	4793	5032	5284	5548	5826
	ANNUAL	54774	57513	60388	63408	66578	69907
G72	HOURLY	26.597	27.927	29.323	30.789	32.329	33.945
	MONTHLY	4610	4841	5083	5337	5604	5884
	ANNUAL	55322	58088	60992	64042	67244	70606
G73	HOURLY	26.863	28.206	29.616	31.097	32.652	34.285
	MONTHLY	4656	4889	5134	5390	5660	5943
	ANNUAL	55875	58669	61602	64682	67916	71312
G74	HOURLY	27.132	28.488	29.913	31.408	32.979	34.628
	MONTHLY	4703	4938	5185	5444	5716	6002
	ANNUAL	56434	59255	62218	65329	68596	72025
G75	HOURLY	27.403	28.773	30.212	31.722	33.308	34.974
	MONTHLY	4750	4987	5237	5499	5773	6062
	ANNUAL	56998	59848	62840	65982	69281	72746
G76	HOURLY	27.677	29.061	30.514	32.040	33.641	35.324
	MONTHLY	4797	5037	5289	5554	5831	6123
	ANNUAL	57568	60446	63469	66642	69974	73473
G77	HOURLY	27.954	29.351	30.819	32.360	33.978	35.677
	MONTHLY	4845	5088	5342	5609	5890	6184
	ANNUAL	58144	61051	64103	67309	70674	74208
G78	HOURLY	28.233	29.645	31.127	32.684	34.318	36.034
	MONTHLY	4894	5138	5395	5665	5948	6246
	ANNUAL	58725	61661	64744	67982	71381	74950
G79	HOURLY	28.516	29.941	31.438	33.010	34.661	36.394
	MONTHLY	4943	5190	5449	5722	6008	6308
	ANNUAL	59312	62278	65392	68662	72095	75699
G80	HOURLY	28.801	30.241	31.753	33.340	35.007	36.758
	MONTHLY	4992	5242	5504	5779	6068	6371
	ANNUAL	59906	62901	66046	69348	72816	76456

Effective September 2009
Approx 1% between ranges
Approx 5% between steps

CITY OF REDLANDS
SALARY SCHEDULE

GENERAL UNIT

Range		A	B	C	D	E	F
G81	HOURLY	29.089	30.543	32.070	33.674	35.358	37.125
	MONTHLY	5042	5294	5559	5837	6129	6435
	ANNUAL	60505	63530	66706	70042	73544	77221
G82	HOURLY	29.380	30.849	32.391	34.011	35.711	37.497
	MONTHLY	5092	5347	5614	5895	6190	6499
	ANNUAL	61110	64165	67373	70742	74279	77993
G83	HOURLY	29.673	31.157	32.715	34.351	36.068	37.872
	MONTHLY	5143	5401	5671	5954	6252	6564
	ANNUAL	61721	64807	68047	71449	75022	78773
G84	HOURLY	29.970	31.469	33.042	34.694	36.429	38.250
	MONTHLY	5195	5455	5727	6014	6314	6630
	ANNUAL	62338	65455	68728	72164	75772	79561
G85	HOURLY	30.270	31.783	33.373	35.041	36.793	38.633
	MONTHLY	5247	5509	5785	6074	6377	6696
	ANNUAL	62961	66109	69415	72886	76530	80356
G86	HOURLY	30.573	32.101	33.706	35.392	37.161	39.019
	MONTHLY	5299	5584	5842	6135	6441	6763
	ANNUAL	63591	66770	70109	73614	77295	81160
G87	HOURLY	30.878	32.422	34.043	35.745	37.533	39.409
	MONTHLY	5352	5620	5901	6196	6506	6831
	ANNUAL	64227	67438	70810	74351	78068	81972
G88	HOURLY	31.187	32.746	34.384	36.103	37.908	39.803
	MONTHLY	5406	5676	5960	6258	6571	6899
	ANNUAL	64869	68113	71518	75094	78849	82791
G89	HOURLY	31.499	33.074	34.728	36.464	38.287	40.202
	MONTHLY	5460	5733	6019	6320	6636	6968
	ANNUAL	65518	68794	72233	75845	79637	83619
G90	HOURLY	31.814	33.405	35.075	36.829	38.670	40.604
	MONTHLY	5514	5790	6080	6384	6703	7038
	ANNUAL	66173	69482	72956	76603	80434	84455
G91	HOURLY	32.132	33.739	35.426	37.197	39.057	41.010
	MONTHLY	5570	5848	6140	6447	6770	7108

Effective September 2009
Approx 1% between ranges
Approx 5% between steps

**CITY OF REDLANDS
SALARY SCHEDULE**

GENERAL UNIT

Range		A	B	C	D	E	F
	ANNUAL	66835	70176	73685	77370	81238	85300
G92	HOURLY	32.453	34.076	35.780	37.569	39.447	41.420
	MONTHLY	5625	5907	6202	6512	6838	7179
	ANNUAL	67503	70878	74422	78143	82050	86153
G93	HOURLY	32.778	34.417	36.138	37.945	39.842	41.834
	MONTHLY	5682	5966	6264	6577	6906	7251
	ANNUAL	68178	71587	75166	78925	82871	87014
G94	HOURLY	33.106	34.761	36.499	38.324	40.240	42.252
	MONTHLY	5738	6025	6327	6643	6975	7324
	ANNUAL	68860	72303	75918	79714	83700	87885
G95	HOURLY	33.437	35.109	36.864	38.707	40.643	42.675
	MONTHLY	5796	6085	6390	6709	7045	7397
	ANNUAL	69548	73026	76677	80511	84537	88763
G96	HOURLY	33.771	35.460	37.233	39.094	41.049	43.101
	MONTHLY	5854	6146	6454	6776	7115	7471
	ANNUAL	70244	73756	77444	81316	85382	89651
G97	HOURLY	34.109	35.814	37.605	39.485	41.460	43.532
	MONTHLY	5912	6208	6518	6844	7186	7546
	ANNUAL	70946	74494	78218	82129	86236	90548

Effective September 2009
 Approx 1% between ranges
 Approx 5% between steps

**CITY OF REDLANDS
SALARY SCHEDULE**

**MIDMANAGEMENT
UNIT**

Range		A	B	C	D	E	F
MM21	HOURLY	22.294	23.408	24.579	25.808	27.098	28.453
	MONTHLY	3864	4057	4260	4473	4697	4932
	ANNUAL	46371	48689	51124	53680	56364	59182
MM22	HOURLY	22.517	23.642	24.825	26.066	27.369	28.738
	MONTHLY	3903	4098	4303	4518	4744	4981
	ANNUAL	46835	49176	51635	54217	56928	59774
MM23	HOURLY	22.742	23.879	25.073	26.326	27.643	29.025
	MONTHLY	3942	4139	4346	4563	4791	5031
	ANNUAL	47303	49668	52151	54759	57497	60372
MM24	HOURLY	22.969	24.118	25.324	26.590	27.919	29.315
	MONTHLY	3981	4180	4389	4609	4839	5081
	ANNUAL	47776	50165	52673	55307	58072	60975
MM25	HOURLY	23.199	24.359	25.577	26.856	28.198	29.608
	MONTHLY	4021	4222	4433	4655	4888	5132
	ANNUAL	48254	50666	53200	55860	58653	61585
MM26	HOURLY	23.431	24.602	25.833	27.124	28.480	29.904
	MONTHLY	4061	4264	4478	4702	4937	5183
	ANNUAL	48736	51173	53732	56418	59239	62201
MM27	HOURLY	23.665	24.848	26.091	27.395	28.765	30.203
	MONTHLY	4102	4307	4522	4749	4986	5235
	ANNUAL	49224	51685	54269	56982	59832	62823
MM28	HOURLY	23.902	25.097	26.352	27.669	29.053	30.505
	MONTHLY	4143	4350	4568	4796	5036	5288
	ANNUAL	49716	52202	54812	57552	60430	63451
MM29	HOURLY	24.141	25.348	26.615	27.946	29.343	30.811
	MONTHLY	4184	4394	4613	4844	5086	5340
	ANNUAL	50213	52724	55360	58128	61034	64086
MM30	HOURLY	24.382	25.601	26.881	28.225	29.637	31.119
	MONTHLY	4226	4438	4659	4892	5137	5394
	ANNUAL	50715	53251	55913	58709	61644	64727
MM31	HOURLY	24.626	25.857	27.150	28.508	29.933	31.430
	MONTHLY	4269	4482	4706	4941	5188	5448
	ANNUAL	51222	53783	56472	59296	62261	65374

Effective: September 2009
Approx 1% between Ranges
Approx 5% between Steps

**CITY OF REDLANDS
SALARY SCHEDULE**

**MIDMANAGEMENT
UNIT**

Range		A	B	C	D	E	F
MM32	HOURLY	24.872	26.116	27.422	28.793	30.232	31.744
	MONTHLY	4311	4527	4753	4991	5240	5502
	ANNUAL	51734	54321	57037	59889	62884	66028
MM33	HOURLY	25.121	26.377	27.696	29.081	30.535	32.062
	MONTHLY	4354	4572	4801	5041	5293	5557
	ANNUAL	52252	54864	57608	60488	63512	66688
MM34	HOURLY	25.372	26.641	27.973	29.372	30.840	32.382
	MONTHLY	4398	4618	4849	5091	5346	5613
	ANNUAL	52774	55413	58184	61093	64147	67355
MM35	HOURLY	25.626	26.907	28.253	29.665	31.149	32.706
	MONTHLY	4442	4664	4897	5142	5399	5669
	ANNUAL	53302	55967	58766	61704	64789	68028
MM36	HOURLY	25.882	27.176	28.535	29.962	31.460	33.033
	MONTHLY	4486	4711	4946	5193	5453	5726
	ANNUAL	53835	56527	59353	62321	65437	68709
MM37	HOURLY	26.141	27.448	28.821	30.262	31.775	33.363
	MONTHLY	4531	4758	4996	5245	5508	5783
	ANNUAL	54373	57092	59947	62944	66091	69396
MM38	HOURLY	26.402	27.723	29.109	30.564	32.092	33.697
	MONTHLY	4576	4805	5046	5298	5563	5841
	ANNUAL	54917	57663	60546	63573	66752	70090
MM39	HOURLY	26.666	28.000	29.400	30.870	32.413	34.034
	MONTHLY	4622	4853	5096	5351	5618	5899
	ANNUAL	55466	58240	61152	64209	67420	70791
MM40	HOURLY	26.933	28.280	29.694	31.179	32.737	34.374
	MONTHLY	4668	4902	5147	5404	5674	5958
	ANNUAL	56021	58822	61763	64851	68094	71499
MM41	HOURLY	27.202	28.563	29.991	31.490	33.065	34.718
	MONTHLY	4715	4951	5198	5458	5731	6018
	ANNUAL	56581	59410	62381	65500	68775	72214
MM42	HOURLY	27.475	28.848	30.291	31.805	33.395	35.065
	MONTHLY	4762	5000	5250	5513	5789	6078
	ANNUAL	57147	60004	63005	66155	69463	72936

Effective: September 2009
Approx 1% between Ranges
Approx 5% between Steps

**CITY OF REDLANDS
SALARY SCHEDULE**

**MIDMANAGEMENT
UNIT**

Range		A	B	C	D	E	F
MM43	HOURLY	27.749	29.137	30.594	32.123	33.729	35.416
	MONTHLY	4810	5050	5303	5568	5846	6139
	ANNUAL	57718	60604	63635	66816	70157	73665
MM44	HOURLY	28.027	29.428	30.900	32.444	34.067	35.770
	MONTHLY	4858	5101	5356	5624	5905	6200
	ANNUAL	58296	61210	64271	67485	70859	74402
MM45	HOURLY	28.307	29.722	31.208	32.769	34.407	36.128
	MONTHLY	4907	5152	5409	5680	5964	6262
	ANNUAL	58879	61823	64914	68159	71567	75146
MM46	HOURLY	28.590	30.020	31.521	33.097	34.751	36.489
	MONTHLY	4956	5203	5464	5737	6024	6325
	ANNUAL	59467	62441	65563	68841	72283	75897
MM47	HOURLY	28.876	30.320	31.836	33.428	35.099	36.854
	MONTHLY	5005	5255	5518	5794	6084	6388
	ANNUAL	60062	63065	66218	69529	73006	76656
MM48	HOURLY	29.165	30.623	32.154	33.762	35.450	37.222
	MONTHLY	5055	5308	5573	5852	6145	6452
	ANNUAL	60663	63696	66881	70225	73736	77423
MM49	HOURLY	29.456	30.929	32.476	34.099	35.804	37.595
	MONTHLY	5106	5361	5629	5911	6206	6516
	ANNUAL	61269	64333	67549	70927	74473	78197
MM50	HOURLY	29.751	31.239	32.800	34.440	36.162	37.971
	MONTHLY	5157	5415	5685	5970	6268	6582
	ANNUAL	61882	64976	68225	71636	75218	78979
MM51	HOURLY	30.048	31.551	33.128	34.785	36.524	38.350
	MONTHLY	5208	5469	5742	6029	6331	6647
	ANNUAL	62501	65626	68907	72353	75970	79769
MM52	HOURLY	30.349	31.866	33.460	35.133	36.889	38.734
	MONTHLY	5260	5524	5800	6090	6394	6714
	ANNUAL	63126	66282	69596	73076	76730	80566

Effective: September 2009
 Approx 1% between Ranges
 Approx 5% between Steps

**CITY OF REDLANDS
SALARY SCHEDULE**

**MIDMANAGEMENT
UNIT**

Range		A	B	C	D	E	F
MM53	HOURLY	30.652	32.185	33.794	35.484	37.258	39.121
	MONTHLY	5313	5579	5858	6151	6458	6781
	ANNUAL	63757	66945	70292	73807	77497	81372
MM54	HOURLY	30.959	32.507	34.132	35.839	37.631	39.512
	MONTHLY	5366	5635	5916	6212	6523	6849
	ANNUAL	64395	67614	70995	74545	78272	82186
MM55	HOURLY	31.269	32.832	34.474	36.197	38.007	39.907
	MONTHLY	5420	5691	5975	6274	6588	6917
	ANNUAL	65039	68291	71705	75290	79055	83008
MM56	HOURLY	31.581	33.160	34.818	36.559	38.387	40.307
	MONTHLY	5474	5748	6035	6337	6654	6986
	ANNUAL	65689	68973	72422	76043	79845	83838
MM57	HOURLY	31.897	33.492	35.167	36.925	38.771	40.710
	MONTHLY	5529	5805	6096	6400	6720	7056
	ANNUAL	66346	69663	73146	76804	80644	84676
MM58	HOURLY	32.216	33.827	35.518	37.294	39.159	41.117
	MONTHLY	5584	5863	6156	6464	6788	7127
	ANNUAL	67009	70360	73878	77572	81450	85523
MM59	HOURLY	32.538	34.165	35.873	37.667	39.550	41.528
	MONTHLY	5640	5922	6218	6529	6855	7198
	ANNUAL	67679	71063	74617	78347	82265	86378
MM60	HOURLY	32.864	34.507	36.232	38.044	39.946	41.943
	MONTHLY	5696	5981	6280	6594	6924	7270
	ANNUAL	68356	71774	75363	79131	83087	87242
MM61	HOURLY	33.192	34.852	36.594	38.424	40.345	42.363
	MONTHLY	5753	6041	6343	6660	6993	7343
	ANNUAL	69040	72492	76116	79922	83918	88114
MM62	HOURLY	33.524	35.200	36.960	38.808	40.749	42.786
	MONTHLY	5811	6101	6406	6727	7063	7416
	ANNUAL	69730	73217	76878	80721	84757	88995
MM63	HOURLY	33.859	35.552	37.330	39.196	41.156	43.214
	MONTHLY	5869	6162	6471	6794	7134	7490
	ANNUAL	70428	73949	77646	81529	85605	89885

Effective: September 2009
 Approx 1% between Ranges
 Approx 5% between Steps

**CITY OF REDLANDS
SALARY SCHEDULE**

**MIDMANAGEMENT
UNIT**

Range		A	B	C	D	E	F
MM64	HOURLY	34.198	35.908	37.703	39.588	41.568	43.646
	MONTHLY	5928	6224	6535	6862	7205	7565
	ANNUAL	71132	74688	78423	82344	86461	90784
MM65	HOURLY	34.540	36.267	38.080	39.984	41.984	44.083
	MONTHLY	5987	6286	6601	6931	7277	7641
	ANNUAL	71843	75435	79207	83167	87326	91692
MM66	HOURLY	34.885	36.630	38.461	40.384	42.403	44.524
	MONTHLY	6047	6349	6667	7000	7350	7717
	ANNUAL	72562	76190	79999	83999	88199	92609
MM67	HOURLY	35.234	36.996	38.846	40.788	42.827	44.969
	MONTHLY	6107	6413	6733	7070	7423	7795
	ANNUAL	73287	76952	80799	84839	89081	93535
MM68	HOURLY	35.587	37.366	39.234	41.196	43.256	45.418
	MONTHLY	6168	6477	6801	7141	7498	7873
	ANNUAL	74020	77721	81607	85687	89972	94470
MM69	HOURLY	35.942	37.740	39.627	41.608	43.688	45.873
	MONTHLY	6230	6542	6869	7212	7573	7951
	ANNUAL	74760	78498	82423	86544	90872	95415
MM70	HOURLY	36.302	38.117	40.023	42.024	44.125	46.331
	MONTHLY	6292	6607	6937	7284	7648	8031
	ANNUAL	75508	79283	83247	87410	91780	96369
MM71	HOURLY	36.665	38.498	40.423	42.444	44.566	46.795
	MONTHLY	6355	6673	7007	7357	7725	8111
	ANNUAL	76263	80076	84080	88284	92698	97333
MM72	HOURLY	37.032	38.883	40.827	42.869	45.012	47.263
	MONTHLY	6419	6740	7077	7431	7802	8192
	ANNUAL	77026	80877	84921	89167	93625	98306
MM73	HOURLY	37.402	39.272	41.236	43.297	45.462	47.735
	MONTHLY	6483	6807	7147	7505	7880	8274
	ANNUAL	77796	81686	85770	90058	94561	99289
MM74	HOURLY	37.776	39.665	41.648	43.730	45.917	48.213
	MONTHLY	6548	6875	7219	7580	7959	8357
	ANNUAL	78574	82502	86628	90959	95507	100282

Effective: September 2009
Approx 1% between Ranges
Approx 5% between Steps

**CITY OF REDLANDS
SALARY SCHEDULE**

**MIDMANAGEMENT
UNIT**

Range		A	B	C	D	E	F
MM75	HOURLY	38.154	40.061	42.064	44.168	46.376	48.695
	MONTHLY	6613	6944	7291	7656	8038	8440
	ANNUAL	79359	83327	87494	91869	96462	101285
MM76	HOURLY	38.535	40.462	42.485	44.609	46.840	49.182
	MONTHLY	6679	7013	7364	7732	8119	8525
	ANNUAL	80153	84161	88369	92787	97427	102298
MM77	HOURLY	38.920	40.867	42.910	45.055	47.308	49.673
	MONTHLY	6746	7084	7438	7810	8200	8610
	ANNUAL	80955	85002	89252	93715	98401	103321
MM78	HOURLY	39.310	41.275	43.339	45.506	47.781	50.170
	MONTHLY	6814	7154	7512	7888	8282	8696
	ANNUAL	81764	85852	90145	94652	99385	104354
MM79	HOURLY	39.703	41.688	43.772	45.961	48.259	50.672
	MONTHLY	6882	7226	7587	7967	8365	8783
	ANNUAL	82582	86711	91046	95599	100379	105398
MM80	HOURLY	40.100	42.105	44.210	46.421	48.742	51.179
	MONTHLY	6951	7298	7663	8046	8449	8871
	ANNUAL	83408	87578	91957	96555	101382	106452
MM81	HOURLY	40.501	42.526	44.652	46.885	49.229	51.690
	MONTHLY	7020	7371	7740	8127	8533	8960
	ANNUAL	84242	88454	92876	97520	102396	107516
MM82	HOURLY	40.906	42.951	45.099	47.354	49.721	52.207
	MONTHLY	7090	7445	7817	8208	8618	9049
	ANNUAL	85084	89338	93805	98495	103420	108591
MM83	HOURLY	41.315	43.381	45.550	47.827	50.218	52.729
	MONTHLY	7161	7519	7895	8290	8705	9140
	ANNUAL	85935	90232	94743	99480	104454	109677
MM84	HOURLY	41.728	43.814	46.005	48.305	50.721	53.257
	MONTHLY	7233	7595	7974	8373	8792	9231
	ANNUAL	86794	91134	95691	100475	105499	110774
MM85	HOURLY	42.145	44.253	46.465	48.788	51.228	53.789
	MONTHLY	7305	7670	8054	8457	8879	9323
	ANNUAL	87662	92045	96648	101480	106554	111882

Effective: September 2009
Approx 1% between Ranges
Approx 5% between Steps

**CITY OF REDLANDS
SALARY SCHEDULE**

MANAGEMENT UNIT

Range		A	B	C	D	E	F
M65	HOURLY	30.638	32.170	33.778	35.467	37.240	39.102
	MONTHLY	5311	5576	5855	6148	6455	6778
	ANNUAL	63727	66913	70259	73771	77460	81333
M66	HOURLY	31.404	32.974	34.623	36.354	38.171	40.080
	MONTHLY	5443	5715	6001	6301	6616	6947
	ANNUAL	65320	68586	72015	75616	79397	83366
M67	HOURLY	32.189	33.798	35.488	37.263	39.126	41.082
	MONTHLY	5579	5858	6151	6459	6782	7121
	ANNUAL	66953	70300	73815	77506	81381	85450
M68	HOURLY	32.994	34.643	36.375	38.194	40.104	42.109
	MONTHLY	5719	6005	6305	6620	6951	7299
	ANNUAL	68627	72058	75661	79444	83416	87587
M69	HOURLY	33.818	35.509	37.285	39.149	41.106	43.162
	MONTHLY	5862	6155	6463	6786	7125	7481
	ANNUAL	70342	73859	77552	81430	85501	89776
M70	HOURLY	34.664	36.397	38.217	40.128	42.134	44.241
	MONTHLY	6008	6309	6624	6955	7303	7668
	ANNUAL	72101	75706	79491	83466	87639	92021
M71	HOURLY	35.530	37.307	39.172	41.131	43.187	45.347
	MONTHLY	6159	6467	6790	7129	7486	7860
	ANNUAL	73903	77598	81478	85552	89830	94321
M72	HOURLY	36.419	38.240	40.152	42.159	44.267	46.480
	MONTHLY	6313	6628	6960	7308	7673	8057
	ANNUAL	75751	79538	83515	87691	92076	96679
M73	HOURLY	37.329	39.196	41.155	43.213	45.374	47.642
	MONTHLY	6470	6794	7134	7490	7865	8258
	ANNUAL	77645	81527	85603	89883	94377	99096
M74	HOURLY	38.262	40.175	42.184	44.293	46.508	48.834
	MONTHLY	6632	6964	7312	7678	8061	8464
	ANNUAL	79586	83565	87743	92130	96737	101574
M75	HOURLY	39.219	41.180	43.239	45.401	47.671	50.054
	MONTHLY	6798	7138	7495	7869	8263	8676
	ANNUAL	81575	85654	89937	94434	99155	104113

Effective September 2009
Approx 2.5% between Ranges
Approx 5% between Steps

**CITY OF REDLANDS
SALARY SCHEDULE**

MANAGEMENT UNIT

Range		A	B	C	D	E	F
M76	HOURLY	40.199	42.209	44.320	46.536	48.863	51.306
	MONTHLY	6968	7316	7682	8066	8470	8893
	ANNUAL	83615	87795	92185	96795	101634	106716
M77	HOURLY	41.204	43.265	45.428	47.699	50.084	52.588
	MONTHLY	7142	7499	7874	8268	8681	9115
	ANNUAL	85705	89990	94490	99214	104175	109384
M78	HOURLY	42.234	44.346	46.564	48.892	51.336	53.903
	MONTHLY	7321	7687	8071	8475	8898	9343
	ANNUAL	87848	92240	96852	101695	106779	112118
M79	HOURLY	43.290	45.455	47.728	50.114	52.620	55.251
	MONTHLY	7504	7879	8273	8686	9121	9577
	ANNUAL	90044	94546	99273	104237	109449	114921
M80	HOURLY	44.373	46.591	48.921	51.367	53.935	56.632
	MONTHLY	7691	8076	8480	8904	9349	9816
	ANNUAL	92295	96910	101755	106843	112185	117794
M81	HOURLY	45.482	47.756	50.144	52.651	55.284	58.048
	MONTHLY	7884	8278	8692	9126	9582	10062
	ANNUAL	94602	99333	104299	109514	114990	120739
M82	HOURLY	46.619	48.950	51.397	53.967	56.666	59.499
	MONTHLY	8081	8485	8909	9354	9822	10313
	ANNUAL	96967	101816	106907	112252	117865	123758
M83	HOURLY	47.784	50.174	52.682	55.316	58.082	60.986
	MONTHLY	8283	8697	9132	9588	10068	10571
	ANNUAL	99392	104361	109579	115058	120811	126852
M84	HOURLY	48.979	51.428	53.999	56.699	59.534	62.511
	MONTHLY	8490	8914	9360	9828	10319	10835
	ANNUAL	101876	106970	112319	117935	123831	130023
M85	HOURLY	50.204	52.714	55.349	58.117	61.023	64.074
	MONTHLY	8702	9137	9594	10074	10577	11106
	ANNUAL	104423	109645	115127	120883	126927	133274
M86	HOURLY	51.459	54.032	56.733	59.570	62.548	65.676
	MONTHLY	8919	9365	9834	10325	10842	11384
	ANNUAL	107034	112386	118005	123905	130100	136605

Effective September 2009
Approx 2.5% between Ranges
Approx 5% between Steps

**CITY OF REDLANDS
SALARY SCHEDULE**

MANAGEMENT UNIT

Range		A	B	C	D	E	F
M87	HOURLY	52.745	55.382	58.151	61.059	64.112	67.318
	MONTHLY	9142	9600	10080	10584	11113	11668
	ANNUAL	109710	115195	120955	127003	133353	140021
M88	HOURLY	54.064	56.767	59.605	62.586	65.715	69.001
	MONTHLY	9371	9840	10332	10848	11391	11960
	ANNUAL	112453	118075	123979	130178	136687	143521
M89	HOURLY	55.415	58.186	61.095	64.150	67.358	70.726
	MONTHLY	9605	10086	10590	11119	11675	12259
	ANNUAL	115264	121027	127078	133432	140104	147109
M90	HOURLY	56.801	59.641	62.623	65.754	69.042	72.494
	MONTHLY	9845	10338	10855	11397	11967	12566
	ANNUAL	118145	124053	130255	136768	143607	150787
M91	HOURLY	58.221	61.132	64.188	67.398	70.768	74.306
	MONTHLY	10092	10596	11126	11682	12266	12880
	ANNUAL	121099	127154	133512	140187	147197	154557
M92	HOURLY	59.676	62.660	65.793	69.083	72.537	76.164
	MONTHLY	10344	10861	11404	11974	12573	13202
	ANNUAL	124127	130333	136850	143692	150877	158420
M93	HOURLY	61.168	64.227	67.438	70.810	74.350	78.068
	MONTHLY	10602	11133	11689	12274	12887	13532
	ANNUAL	127230	133591	140271	147284	154649	162381
M94	HOURLY	62.697	65.832	69.124	72.580	76.209	80.019
	MONTHLY	10868	11411	11981	12581	13210	13870
	ANNUAL	130410	136931	143778	150966	158515	166440
M95	HOURLY	64.265	67.478	70.852	74.394	78.114	82.020
	MONTHLY	11139	11696	12281	12895	13540	14217
	ANNUAL	133671	140354	147372	154741	162478	170601
M96	HOURLY	65.871	69.165	72.623	76.254	80.067	84.070
	MONTHLY	11418	11989	12588	13217	13878	14572
	ANNUAL	137012	143863	151056	158609	166540	174867
M97	HOURLY	67.518	70.894	74.439	78.161	82.069	86.172
	MONTHLY	11703	12288	12903	13548	14225	14937
	ANNUAL	140438	147460	154833	162574	170703	179238

Effective September 2009
Approx 2.5% between Ranges
Approx 5% between Steps

**CITY OF REDLANDS
SALARY SCHEDULE**

MANAGEMENT UNIT

Range		A	B	C	D	E	F
M98	HOURLY	69.206	72.666	76.300	80.115	84.120	88.326
	MONTHLY	11996	12596	13225	13887	14581	15310
	ANNUAL	143949	151146	158703	166639	174971	183719
M99	HOURLY	70.936	74.483	78.207	82.118	86.223	90.535
	MONTHLY	12296	12910	13556	14234	14945	15693
	ANNUAL	147547	154925	162671	170805	179345	188312
M100	HOURLY	72.710	76.345	80.162	84.171	88.379	92.798
	MONTHLY	12603	13233	13895	14590	15319	16085
	ANNUAL	151236	158798	166738	175075	183828	193020

Effective September 2009
 Approx 2.5% between Ranges
 Approx 5% between Steps

Title	Range		A	B	C	D	E	F
Police Officer	P60	HOURLY	29.469	30.943	32.490	34.114	35.820	37.611
		MONTHLY	5108	5363	5632	5913	6209	6519
		ANNUAL	61296	64361	67579	70958	74506	78231
Police Corporal	P64	HOURLY	33.277	34.941	36.688	38.522	40.448	42.470
		MONTHLY	5768	6056	6359	6677	7011	7362
		ANNUAL	69216	72676	76310	80126	84132	88339
Police Sergeant	P70	HOURLY	39.680	41.664	43.747	45.934	48.231	50.643
		MONTHLY	6878	7222	7583	7962	8360	8778
		ANNUAL	82534	86661	90994	95543	100321	105337
Police Lieutenant	P81	HOURLY	51.585	54.165	56.873	59.716	62.702	65.837
		MONTHLY	8941	9389	9858	10351	10868	11412
		ANNUAL	107298	112662	118296	124210	130421	136942
Commander	P89	HOURLY	67.966	71.364	74.932	78.679	82.613	86.744
		MONTHLY	11781	12370	12988	13638	14320	15036
		ANNUAL	141369	148438	155860	163653	171835	180427

Effective July 2009
 Percentage increase for all titles

Redlands Professional Firefighters Association
 Redlands Association of
 Fire Management Employees

CITY OF REDLANDS
 SALARY SCHEDULE

FIRE DEPARTMENT

Title	Range		A	B	C	D	E	F
Firefighter (24 hour days)	F50	HOURLY	20.267	21.280	22.344	23.462	24.635	25.866
		MONTHLY	4918	5164	5422	5693	5978	6277
		ANNUAL	59017	61968	65067	68320	71736	75323
Fire Engineer (24 hour days)	F55	HOURLY	23.888	25.082	26.336	27.653	29.036	30.488
		MONTHLY	5797	6087	6391	6710	7046	7398
		ANNUAL	69561	73039	76691	80526	84552	88780
Fire Captain (24 hour days)	F60	HOURLY	27.963	29.361	30.829	32.370	33.989	35.688
		MONTHLY	6786	7125	7481	7855	8248	8660
		ANNUAL	81428	85499	89774	94263	98976	103925
Fire Marshal (40 hour week)	F79-40	HOURLY	46.381	48.701	51.136	53.692	56.377	59.196
		MONTHLY	8039	8441	8863	9307	9772	10261
		ANNUAL	96473	101297	106362	111680	117264	123127
Battalion Chief (40 hour week)	F79-40	HOURLY	50.848	53.390	56.060	58.863	61.806	64.896
		MONTHLY	8814	9254	9717	10203	10713	11249
		ANNUAL	105763	111052	116604	122434	128556	134984
Battalion Chief (56 hour week)	F79-56	HOURLY	36.320	38.136	40.043	42.045	44.147	46.354
		MONTHLY	8814	9254	9717	10203	10713	11249
		ANNUAL	105763	111052	116604	122434	128556	134984

Effective July 2009

**CITY OF REDLANDS
Y-RATE SALARY SCHEDULE**

<u>Range</u>		<u>A</u>	<u>B</u>	<u>C</u>	<u>D</u>	<u>E</u>	<u>F</u>
CS 27Y	HOURLY	16.341	17.158	18.016	18.917	19.863	20.856
Police	MONTHLY	2832	2974	3123	3279	3443	3615
CSR II	ANNUAL	33990	35689	37474	39347	41315	43380

Effective September 2009

ADOPTED BUDGET 09-10

City of Redlands

Department Director Salary Table

Classification	Minimum Monthly Salary	Maximum Monthly Salary
Assistant City Manager	TBD	TBD
Chief Information Officer	10,602	12,888
Community Development Director	10,602	12,888
Director of Municipal Utilities and Public Works Engineering/City Engineer	11,703	14,226
Finance Director	10,602	12,888
Fire Chief	12,227	14,862
Human Resources Director	9,845	11,968
Library Director		
Police Chief	14,170	16,559
Quality of Life Director	11,139	13,541
Redevelopment and Economic Development Director	11,996	14,581

Effective: July 2009

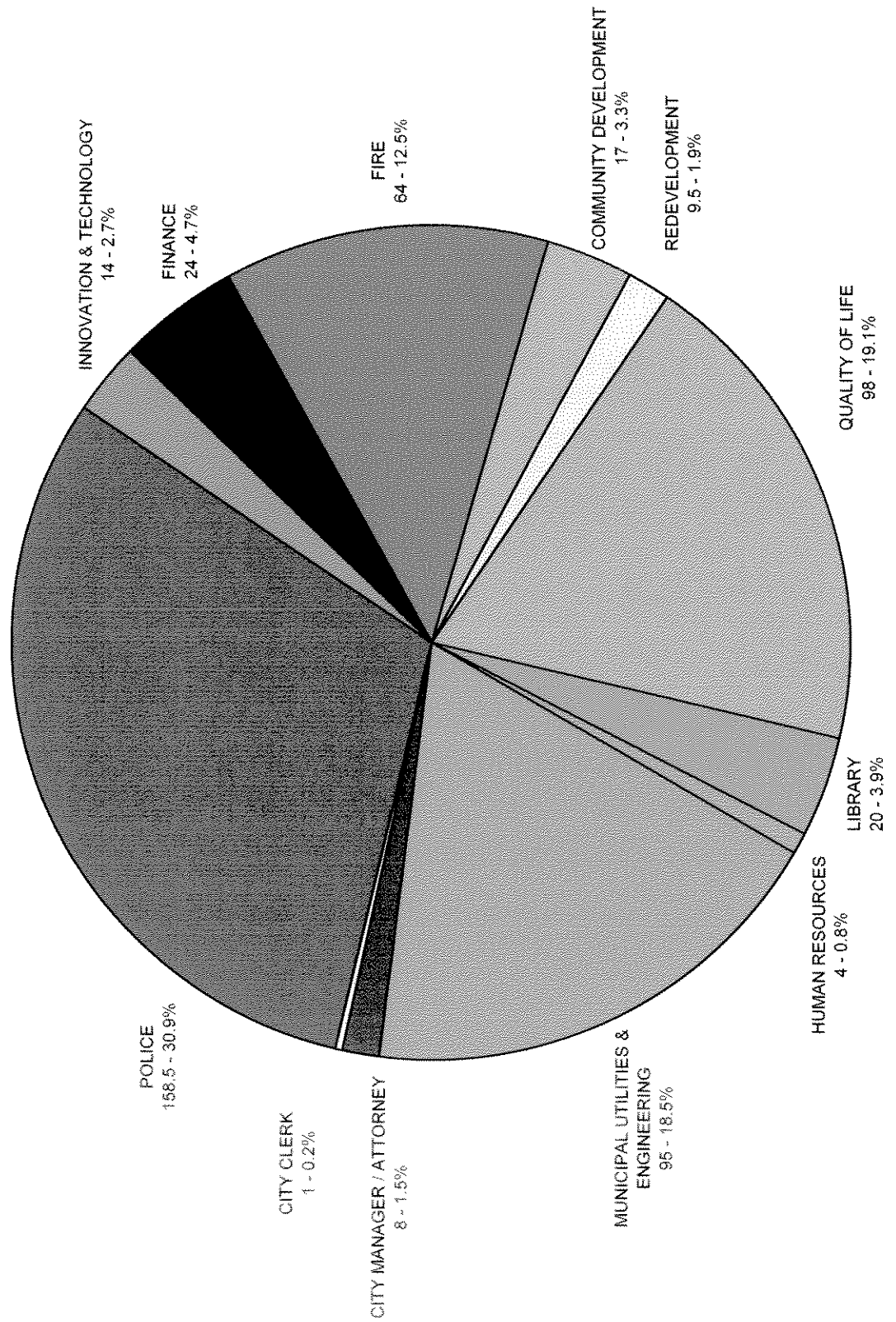
ADOPTED BUDGET 09-10

CITY OF REDLANDS
PART-TIME CLASSIFICATIONS
Range Table
September 2009

CLASSIFICATION TITLE	HOURLY RATE
Account Technician	\$16.997
Applied Technology Specialist	\$25.765
Administrative Assistant	\$14.640
Background Investigator	\$43.056
Building Maintenance Worker	\$18.540
Bus Driver	\$14.032
Business License Inspector	\$25.716
Cemetery Aide	\$14.640
Intern	\$9.500
CSO/Dispatcher I/II	\$16.952/18.726
Grounds Maintenance Worker	\$14.640
Healthy City Program Coordinator	\$18.726
Kennel Attendant	\$13.484
Library Clerk	\$13.655
Library Page	\$8.000
Maintenance Worker	\$14.935
Museum Attendant	\$11.378
Police Cadet	\$15.413
Police ID Technician Trainee	\$15.413
Recreation Aide	\$8.000
Recreation Coordinator	\$14.112
Recreation Leader	\$8.400
Special Programs Aide	\$10.080
Sports Official	\$18.000
Technical Services Clerk	\$15.055
Utilities Database Intern	\$9.500
Volunteer Resources Coordinator	\$20.000
Zanjero	\$15.800



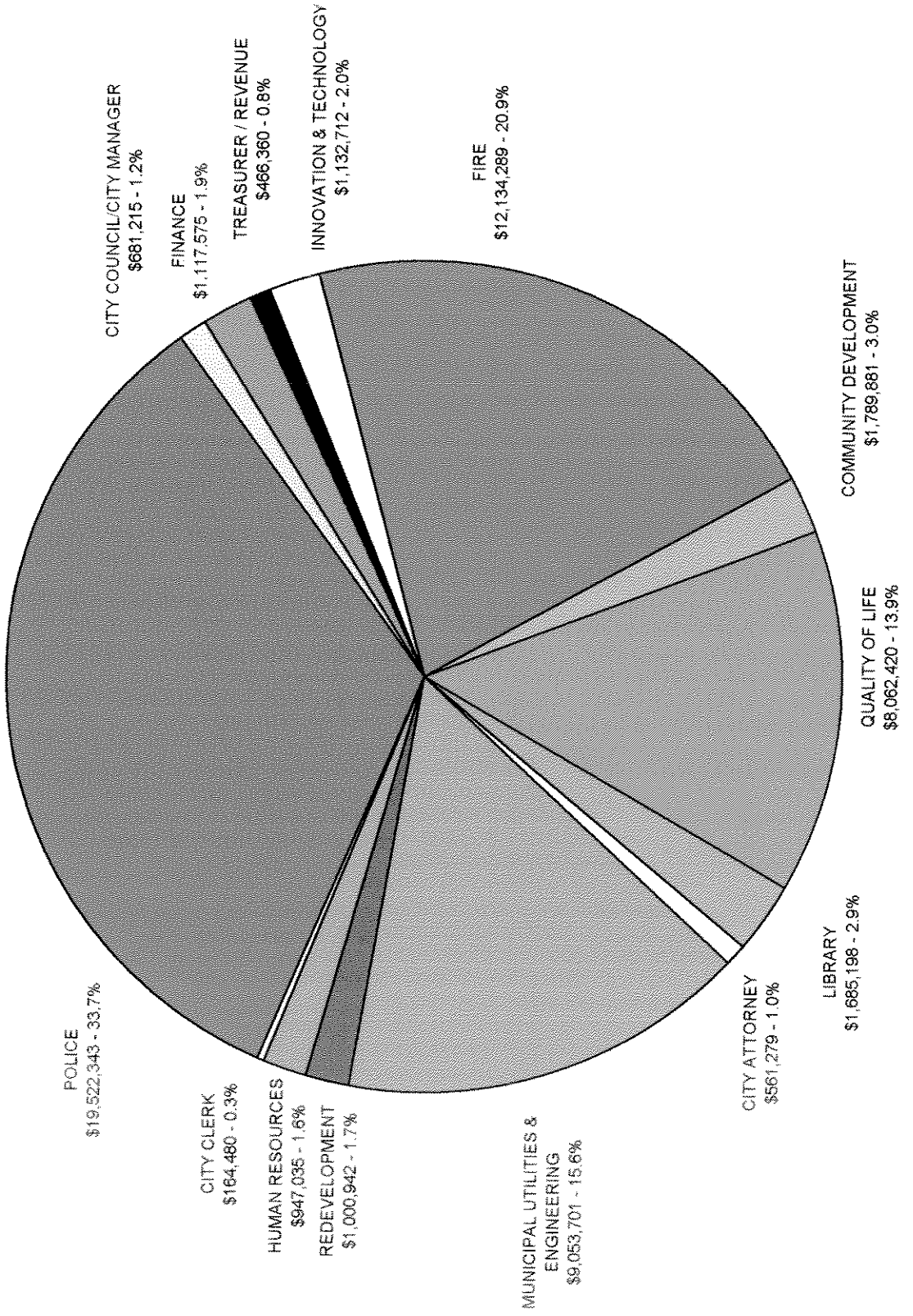
CITY OF REDLANDS 513 FULL-TIME POSITIONS BY DEPARTMENT



Total full time positions differs from salary resolution due to elected and contract employees being included.

(This page intentionally left blank)

**CITY OF REDLANDS
SALARIES & BENEFITS - FULL & PART-TIME POSITIONS
BY DEPARTMENT
\$57,965,348**



(This page intentionally left blank)