



2021 Annual Report



Prepared for:

Charles M. Duggan, Jr.

City Manager

Prepared by:

Chris Catren

Chief of Police



A Message from the Chief

On behalf of the dedicated members of the Redlands Police Department, I am excited to present our Annual Report for 2021. This report details a sampling of the amazing accomplishments made by the exceptional staff and volunteers who provide the highest level of service to our wonderful community. Our engaged community, our supportive City Council, and our diligent staff and volunteers have delivered another year of positive public safety impacts throughout the City despite the many challenges we faced this year. Although we were hoping to be through the worst of the COVID-19 epidemic, we continued to face the ongoing challenges that were felt by the community, our staff, operations, and the City's budget. The human toll of this virus is incalculable and continues to be felt everyday throughout the community. During this crisis, your Redlands Police Department staff continued to respond to calls for assistance and provide public safety services around the clock.

During the last quarter of the year, we were once again able to connect with the community at larger events. In partnership with the Redlands Police Community Foundation, the first Redlands Police "Coptober" Community Fair was held to reintroduce our staff to the community in a fun and educational environment. The event was very well-attended and is a blueprint for future activities. Staff were also able to help the hungry with a pre-Thanksgiving feast at Sylvan Park and serve a Thanksgiving lunch to dozens of happy folks at the Joslyn Senior Center. The year concluded with a massive turnout for the annual Heroes and Helpers event that allowed standout kids in need go on a shopping spree in the Citrus Plaza and Mountain Grove shopping centers.

The impacts of the prior years' budget cuts and layoffs continued to be felt throughout the department. Vacancies existed in all critical areas throughout the year, despite a focus on recruitment and retention efforts. The use of overtime to fill shift vacancies has become standard in an effort to continue to provide the highest quality policing services to the community.

I hope you find the contents of this report useful as it is our intent to provide you with the information you need in a succinct and easy-to-read manner while highlighting the metrics most often inquired about by the community. We are dedicated to enhancing public safety through trust, innovation, community partnerships, and excellence in service. The department's efforts to fervently address crime and disorder issues using this model are well documented in the following pages. Our community's trust is truly appreciated and essential in the co-production of public safety we all enjoy.

Sincerely,

Chris Catren
Chief of Police

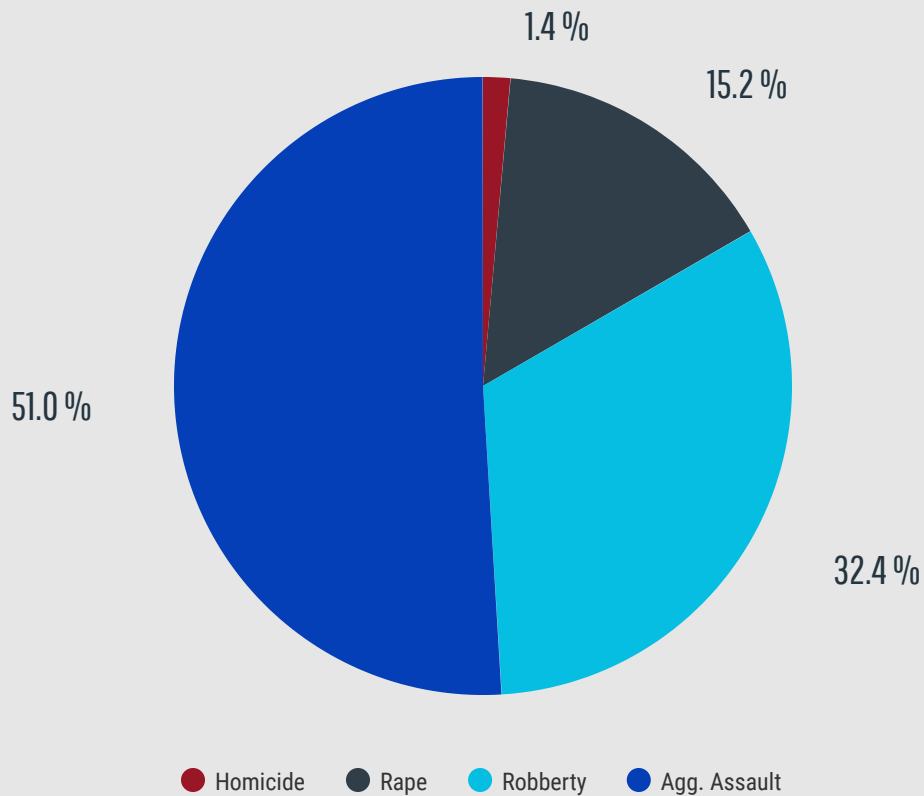
Note to reader: Information within this report is reflective of the Redlands Police Department's Crime Dashboard, which captures crime data in the City of Redlands and the neighboring area of San Bernardino County commonly referred to as the "Donut Hole" where the RPD provides police services. RPD Dashboard statistics will not match the Federal Bureau of Investigation's Annual 2021 Uniform Crime Report (UCR), as the data in the UCR is reflective of reported crimes that occurred exclusively in the City of Redlands and is not inclusive of the crimes that occurred in the Donut Hole.



Violent Crimes

Crime Classification:	2017	2018	2019	2020	2021	2020 vs. 2021 Percent Change
Homicide*	1	6	1	7	3	-57.14 %
Rape	35	64	41	46	32	-30.43 %
Robbery	86	99	85	77	75	-2.60 %
Aggravated Assault	120	112	137	112	114	1.79 %
Total Violent Crime	242	281	264	242	224	-7.44 %

2021 Violent Crimes

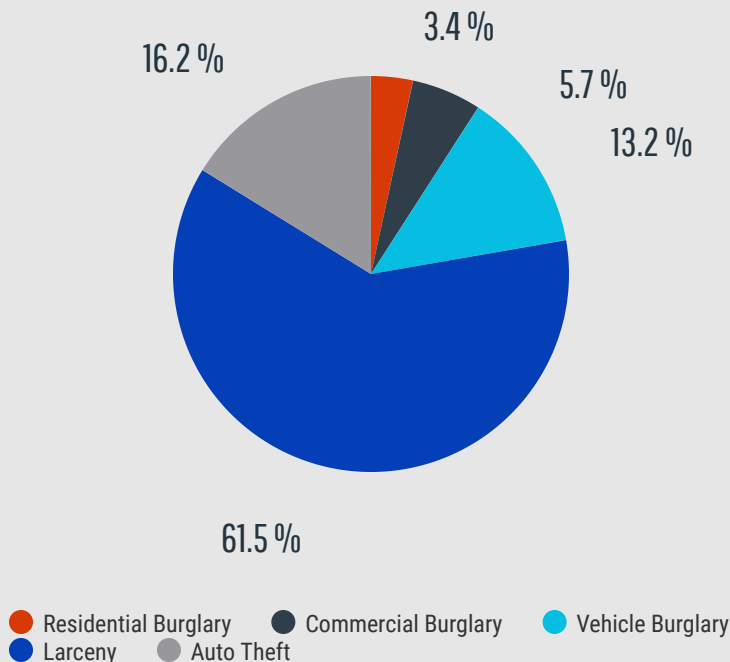




Property Crimes

Crime Classification:	2017	2018	2019	2020	2021	2020 vs. 2021 Percent Change
Residential Burglary	220	175	187	117	82	-30 %
Commercial Burglary	223	169	171	213	137	-36 %
Vehicle Burglary	560	572	388	276	316	14 %
Larceny	1,927	1,480	1,751	1,167	1,479	30 %
Auto Theft	347	364	284	270	389	44 %
Property Crime Total	3,277	2,760	2,781	2,017	2,403	19 %

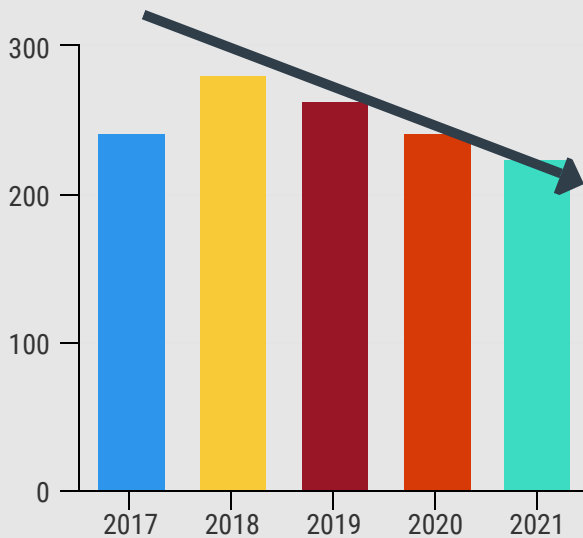
2021 Property Crimes



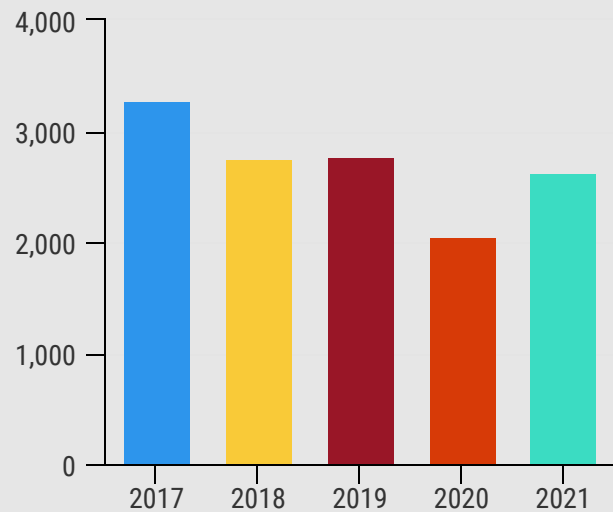


Total Crime Statistics

Total Crimes	2017	2018	2019	2020	2021	2020 vs. 2021 Percent Change
Violent	242	281	264	242	224	-7.44 %
Property	3,277	2,760	2,781	2,017	2,403	19.14 %
Total	3,519	3,041	3,045	2,259	2,627	16.29 %



● Violent Crime



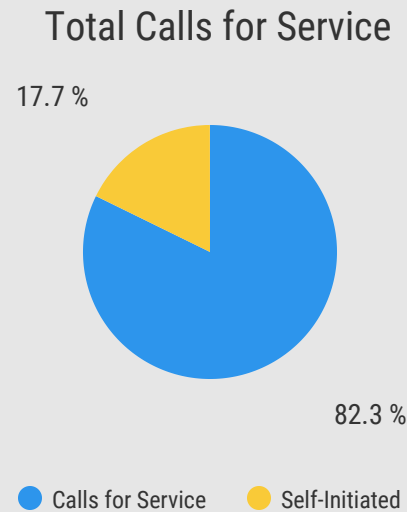
● Property Crime



Patrol Services

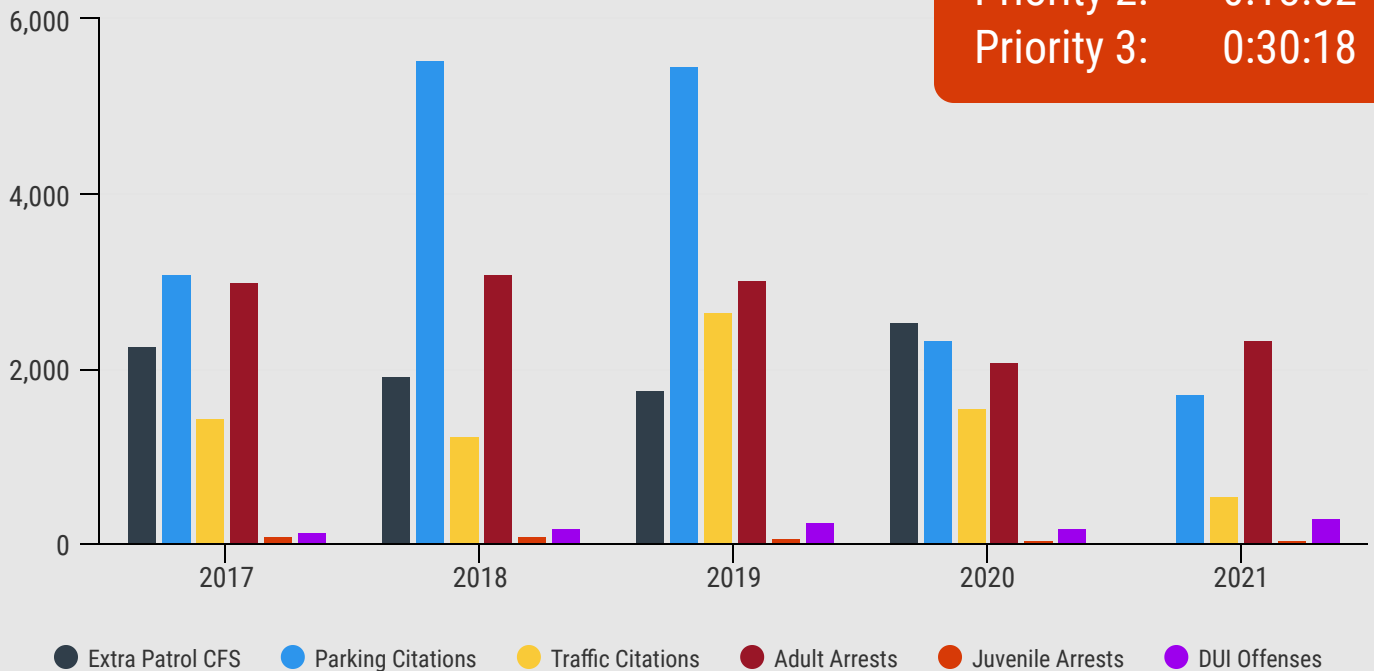
Total Calls for Service (CFS):	45,254
Extra Patrol CFS:	1,266
Self-Initiated/Proactive Activity:	9,851
Citations:	
Parking	1,718
Traffic (written and warnings)	1,669

Arrests (persons arrested):	
Adult	2,333
Juvenile	43
DUI Offenses	298



Response Times

Priority 1: 0:10:00
 Priority 2: 0:18:52
 Priority 3: 0:30:18





Special Services

Investigations

	Cases Assigned	Cleared	Closed	Clearance Rates %
2017	1,149	380	1,228	30.9
2018	1,018	374	1,027	36.4
2019	667	382	991	38.5
2020	786	337	969	34.7
2021	990	290	951	30.4

In 2020, during a national rise of deaths and overdoses involving opioids, the RPD partnered with the local medical and fire department communities to develop a training program to enable officers to carry and administer Narcan to overdose patients. As the first emergency personnel on scene in calls for service involving an overdose or life-threatening emergency, RPD officers are now able to save lives through the administration of Narcan. Since implementation of the program, Narcan has been deployed by officers in the field on a total of 61 emergency calls, 21 instances in 2020, and 40 instances in 2021.

In 2021, RPD officers deployed Narcan in the field on

40

life-threatening emergency calls
for service in the City of Redlands



Community Services

Community Policing Unit & School Resource Officers

Community policing officers regularly perform extra patrols throughout the City, conduct checks with local business owners, and attend meetings with community groups and partners. Members of the unit also work in partnership with local service providers, non-profit organizations, faith-based groups, and behavioral health professionals to employ a multi-faceted approach to addressing homelessness and other long-term issues within the community.

The RPD Community Policing Unit also spearheads the department's coordination of youth programs, activities, and events. The RPD's youth programs are supported by the Redlands Police Community Foundation (RPCF), a 501(c)3 non-profit organization that provides additional financial support to the department beyond the City's General Fund. In 2021, the RPCF provided nearly \$50,000 in funds towards RPD youth programs and events, allowing the department to continue to build and develop positive relationships with the community through outreach efforts. The RPCF also supports the RPD's 40-member strong Citizen Volunteer Unit and the department's K9 Unit, both of which are funded entirely through community donations.

The two school resource officers were again assigned to Redlands High School and Citrus Valley High School when instruction resumed to in-person in August of 2020 after 1.5 years of distance learning throughout school districts in California.



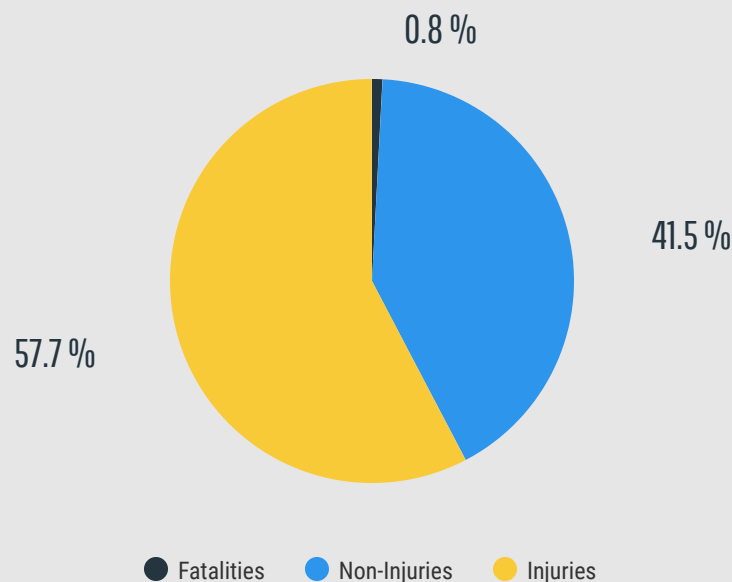
Community Services

Traffic Unit

The Traffic Unit provides traffic enforcement, related investigations, and special traffic services within the City. The unit also enforces parking standards and provides traffic control for special events held within the City.

Collision Type	2017	2018	2019	2020	2021	2020 vs. 2021 Percent Change
Fatalities	3	8	4	5	5	0 %
Non-Injuries	260	279	248	192	246	28 %
Injuries	384	434	432	328	342	4 %
Total	647	721	684	525	593	12.95 %

2021 Traffic Collisions





Support Services

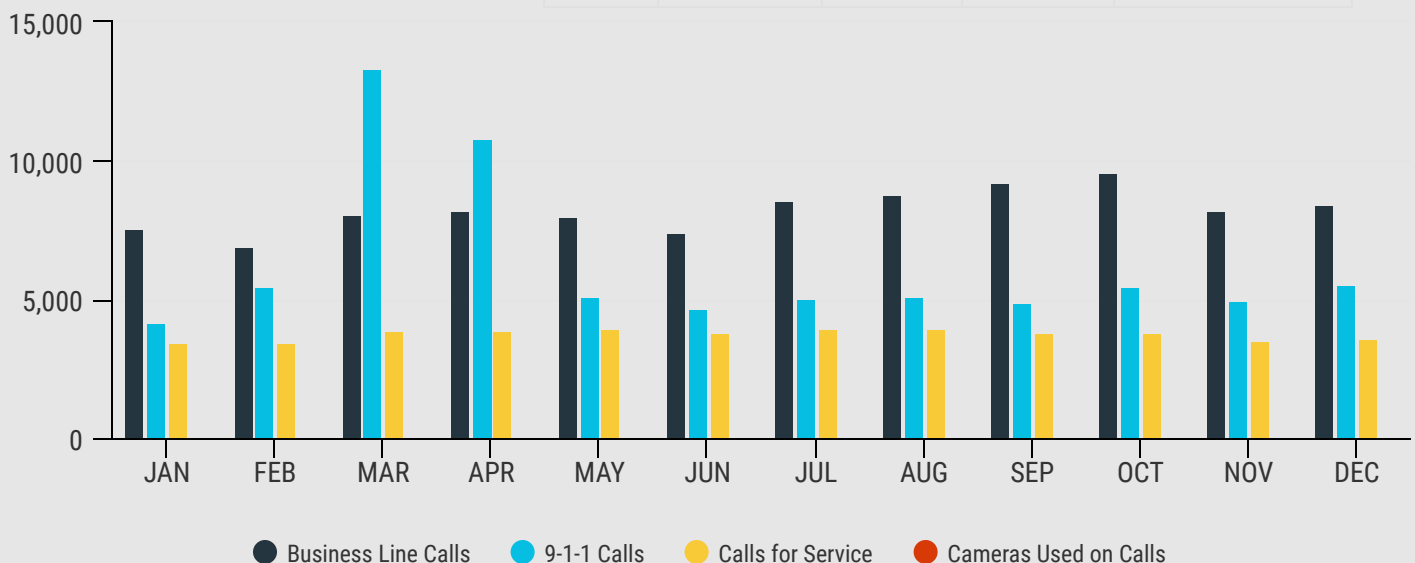
Dispatch

98.98%
of all 9-1-1 calls

were answered within 15 seconds.
99.66% of all 9-1-1 calls were answered
within 20 seconds.

Text to 9-1-1
Received: 93
Total Messages: 719
Average Duration
of Session:
13 minutes

	Business Line Calls	9-1-1 Calls	Calls for Service	Cameras Used on Calls
JAN	7,578	4,202	3,472	55
FEB	6,905	5,468	3,459	57
MAR	8,092	13,320	3,909	85
APR	8,235	10,823	3,864	64
MAY	8,040	5,086	3,966	77
JUN	7,427	4,661	3,794	63
JUL	8,582	5,073	3,984	53
AUG	8,777	5,140	3,979	100
SEP	9,263	4,915	3,843	52
OCT	9,624	5,497	3,855	64
NOV	8,238	4,951	3,541	57
DEC	8,422	5,569	3,588	44





Support Services

Records Unit

Total reports processed:	8,145
Traffic collision reports:	1,049
Traffic citations (written & warning):	1,669
Stolen vehicle reports:	395
Vehicles impounded:	769
Vehicles released:	322
Mental health holds received:	370
Sex/Arson registrant appointments:	240
Calls for service at front counter:	1,260

ONLINE REPORTING SYSTEM

The Redlands Police Department utilizes an online citizen reporting system for the community's convenience. Residents are able to submit criminal and non-criminal reports online when an incident occurred within the City of Redlands, there are no known suspects, and it is not an emergency.

.....

Online Reports Submitted:

2018:	1,648
2019:	1,414
2020:	1,575
2021:	1,869

Animal Control

	Adoptions	Transfers	Release	Return to Owner
Dogs	214	26	0	157
Cats	244	8	82	10
Other	37	30	194	1
Total	495	64	276	168

Want to learn more? Check us out online!

<https://www.cityofredlands.org/police>



<https://www.instagram.com/redlandspolice/>



<https://www.facebook.com/RedlandsPoliceDepartment/>

