

RESOLUTION NO. 7061

A RESOLUTION OF THE CITY COUNCIL OF THE CITY OF REDLANDS ESTABLISHING A SALARY SCHEDULE AND COMPENSATION PLAN FOR CITY EMPLOYEES AND RESCINDING RESOLUTION NO. 6971.

WHEREAS, the City Council is authorized and directed under Ordinance No. 1089 to prepare, install, revise and maintain a position classification and compensation plan covering all positions in the competitive service;

BE IT RESOLVED BY THE CITY COUNCIL OF THE CITY OF REDLANDS AS FOLLOWS:

Section 1. The City Council of the City of Redlands hereby establishes a basic compensation plan for all employees in all of the classifications of employment as described in Section 2 of this resolution to be effective July 6, 2011;

Section 2. Salary schedule and Compensation Plan.

Department/Division	PT	FT	Unit	Range			
City Clerk's Office							

Part Time Positions

Administrative Assistant	1		P/T				
--------------------------	---	--	-----	--	--	--	--

Total City Clerk's Office	1	0					
----------------------------------	----------	----------	--	--	--	--	--

City Manager's Office							
------------------------------	--	--	--	--	--	--	--

Public Information Officer		1	M	75			
Executive Assistant		1	M	65			
Legal Secretary		1	G	44			
Senior Administrative Assistant		1	G	39			
Video Technician		1	G	36			

Total City Manager's Office	0	5					
------------------------------------	----------	----------	--	--	--	--	--

Development Services Department							
--	--	--	--	--	--	--	--

Administration

Development Services Director		1	DD				
Assistant Development Services Director		1	M	80			
Economic Development Manager		1	M	80			
Senior Administrative Technician		1	G	43			

Building Division

Chief Building Official		1	MM	70			
Plan Check Engineer		1	MM	66			
Building Inspector I/II		3	G	48	58		
Sr. Permit Technician		1	G	38			

Planning Division

Principal Planner/Project Manager		1	MM	66			
Senior Planner		1	MM	55			
Junior/Assistant/Associate Planner		3	G	53	70	80	
Permit Technician		1	G	28			

Redevelopment

Project Manager I/II		2	MM	55	65		
Senior Administrative Assistant		1	G	39			
Maintenance Worker		0.5	CS	42			

Part Time Positions

Maintenance Worker	2		P/T	1000 hrs			
--------------------	---	--	-----	----------	--	--	--

Total Development Services Department	2	19.5					
--	----------	-------------	--	--	--	--	--

Finance Department							
---------------------------	--	--	--	--	--	--	--

Administration

Finance Director		1	DD				
Assistant Finance Director		1	M	82			
Principal Accountant/Internal Auditor		1	MM	66			
Senior Accountant		1	MM	51			
Accountant		1	MM	35			
Payroll Technician		1	G	47			
Accounting Technician I/II		2	G	17	27		

Purchasing Division

Purchasing Administrator		1	MM	53				
Purchasing Assistant		1	G	37				

Revenue Division

Revenue Manager		1	MM	66				
Accountant		1	MM	35				
Customer Service Operations Supervisor		1	G	61				
Senior Accounting Technician		1	G	37				
Senior Customer Service Technician		1	G	37				
Accounting Technician I/II		2	G	17	27			
Customer Service Technician I/II		4	G	17	27			

Part Time Position

Business License Inspector		1		P/T				
----------------------------	--	---	--	-----	--	--	--	--

Total Finance Department	1	21						
---------------------------------	----------	-----------	--	--	--	--	--	--

Fire Department

Fire Chief		1	DD					
Battalion Chief		3	FM	79				
Fire Marshal		1	F	79				
Fire Captain		15	F	60				
Fire Engineer		15	F	55				
Fire Fighter		24	F	50				
Fire Administrative Assistant I/II		1	CS	17	27			

Part Time Positions

Administrative Assistant		1		P/T				
--------------------------	--	---	--	-----	--	--	--	--

Total Fire Department	1	60						
------------------------------	----------	-----------	--	--	--	--	--	--

Human Resources Department

Human Resources Director		1	DD					
Human Resources Manager		1	M	79				
Risk Manager		1	M	73				
Human Resources Analyst		1	MM	45				
Volunteer Resources Coordinator		1	MM	26				

Total Human Resources Department	0	5						
---	----------	----------	--	--	--	--	--	--

Department of Innovation and Technology

Chief Information Officer		1	DD					
Operations Supervisor		1	MM	67				
Geographic Information Systems Supervisor		1	MM	67				
Systems Administrator		1	MM	46				
GIS Administrator		1	MM	46				
Database Administrator		1	MM	46				
Client Services Specialist		2	G	69				

Total DoIT	0	8						
-------------------	----------	----------	--	--	--	--	--	--

Library

Library Director		1	N/A					
Archivist Curator		1	M	78				
Principal Librarian		2	MM	47				
Senior Librarian		1	MM	32				
Associate Archivist		1	MM	32				
Senior Administrative Analyst		1	MM	25				
Library Specialist I/II		5	G	22	32			
Library Clerk		3	G	5				

Part Time Positions

Administrative Assistant		2		P/T				
Library Caretaker		1		P/T				
Library Clerk		3		P/T				
Library Page				10,000 Hrs/Yr				
Technical Services Clerk		1		P/T				
Museum Attendant		2		P/T				
Work Study Intern		3		P/T				

Total Library	12	15						
----------------------	-----------	-----------	--	--	--	--	--	--

Municipal Utilities & Engineering Department

Administration

Director of Municipal Utilities and Public Works		1	DD					
Engineering/City Engineer								
Assistant Utilities Director		1	M	88				
Assistant Engineering Director		1	M	88				
Utilities Project Manager		1	MM	53				
Senior Administrative Analyst		1	MM	25				
Water Conservation Coordinator		1	G	61				
Utilities Project Specialist I/II		1	G	52	61			
Senior Administrative Assistant		1	G	39				

Engineering Services

Engineering Manager		2	MM	83				
Senior Civil Engineer		2	MM	73				
Associate Civil Engineer		3	MM	61				
Associate Engineer		2	MM	51				
Construction Manager		1	MM	46				
NPDES Coordinator/Inspector		1	G	64				
Senior Construction Inspector		1	G	64				
Construction Inspector		1	G	59				
Junior Engineer		1	G	58				
Permit Technician		1	G	28				

Water Division

Water Operations Manager		1	MM	76				
Water Distribution Superintendent		1	MM	70				
Water Production Operations Supervisor		1	G	97				
Water Production Maintenance Supervisor		1	G	97				
Water Distribution Supervisor		1	G	97				
Senior Water Treatment Operator		2	G	73				
Water Production Maintenance Foreperson		1	G	72				
Water Quality Control Officer		1	G	72				
Electrical and Instrumentation Technician		1	G	63				
Water Distribution Operator Foreperson III/IV/V		1	G	62	67	72		
Cross Connection Control Inspector		1	G	58				
Water Distribution Crewleader		3	G	55				
Production Pump Maintenance Operator		1	G	51				
Water Treatment Operator II/III/IV		4	G	51	61	66		
Plant Mechanic I/II		2	G	43	53			
Senior Water Distribution Operator		5	G	42				
Water Quality Technician I/II		3	G	39	49			
Water Distribution Operator		9	G	35				
Customer Service Field Technician II/III		1	G	35	39			
Senior Grounds Maintenance Worker I/II		1	G	30	40			
Equipment Operator OIT/I/II		1	G	27	37	47		
Water Meter Reader		2	G	16				
Water Production Maintenance Worker I/II		1	G	14	20			
Grounds Maintenance Worker I/II		2	G	12	20			

Wastewater Division

Wastewater Operations Manager		1	MM	76				
Wastewater Operations Superintendent		1	MM	70				
Senior Regulatory Compliance Officer		1	G	90				
Plant Mechanic I/II		3	G	43	53			
Wastewater Collection System Supervisor		1	G	72				
Laboratory Technician I/II/III/IV		4	G	33	43	53	58	
Wastewater Facilities Operator I/II/III/IV/V		6	G	41	51	61	66	71
Line Maintenance Worker I/II		3	G	34	44			
Senior Grounds Maintenance Worker I/II		1	G	30	40			
Maintenance Worker		2	G	14				

Part Time Positions

Technical Services Clerk		3		P/T				
Maintenance Worker		1		P/T				
Zanjero		1		P/T				
Utilities Database Intern		1		P/T				

Total MUE Department	6	93
-----------------------------	----------	-----------

Police Department						
Chief of Police	1	DD				
Police Lieutenant	4	MS	81			
Police Sergeant	11	P	70			
Police Corporal/Investigator	19	P	64			
Police Officer	59	P	60			
Police Recruit	1	CS	79			
Management Analyst	1	MM	40			
Executive Police Assistant	1	CS	74			
Crime Analyst	1	CS	69			
Animal Control Supervisor	1	CS	64			
Forensic Services Supervisor	1	MM	60			
Operations Supervisor	1	MM	40			
Police Communications Supervisor	1	CS	64			
Dispatcher Shift Supervisor	1	CS	53			
Community Service Officer/Dispatcher I/II	19	CS	33	43		
Building Maintenance Worker	0.5	CS	42			
Police Customer Service Representative I/II	4	CS	17	27		
Police Customer Service Representative I/II	1	CS	27Y			
Kennel Attendant	1	CS	10			

Part Time Positions

Kennel Attendant	1	P/T	1000 hrs			
Background Investigator	1	P/T	1000 hrs			
ID Technician Trainee	1	P/T	1000 hrs			
College Intern		P/T	1000 hrs			

Total Police Department	3	128.5				
--------------------------------	----------	--------------	--	--	--	--

Quality of Life Department						
-----------------------------------	--	--	--	--	--	--

Administration

Quality of Life Director	1	DD				
Sr. Project Manager	1	MM	73			
Sr. Administrative Analyst	1	MM	25			
Operations Superintendent	2	G	73			
Code Enforcement Officer*	3	G	49			
Administrative Technician	1	G	29			
Senior Administrative Assistant	1	G	39			

Building Maintenance

Building Maintenance Supervisor	1	G	64			
Senior Building Maintenance Worker	1	G	47			

Electrical

Electrician	1	G	46			
Traffic Signal Technician I/II	1	G	28	46		

Waste Management

Solid Waste Route Supervisor	2	G	59			
Senior Equipment Operator	2	G	44			
Welder	1	G	43			
Waste Management Superintendent	1	G	92			
Solid Waste Truck Driver	21	G	34			
Equipment Operator OIT/I/II	2	G	19	34	39	
Solid Waste Collector	4	G	19			
Maintenance Worker	1	G	14			

Equipment Maintenance

Senior Mechanic	1	G	63			
Fire Mechanic	1	G	53			
Heavy Equipment Mechanic	1	G	43			
Mechanic I/II	4	G	33	43		
Senior Storekeeper	1	G	27			
Administrative Assistant I/II	1	G	12	22		

Parks and Trees Division

Senior Tree Trimmer	1	G	40			
Parks Maintenance Mechanic	2	G	30			
Grounds Maintenance Worker I/II	9	G	12	20		

Street Division

Senior Asphalt Worker	1	G	44			
Senior Street Maintenance Worker	1	G	44			
Equipment Operator OIT/I/II	2	G	19	34	39	
Asphalt Worker	3	G	34			
Sign & Paint Worker	1	G	34			
Maintenance Worker	2	G	14			

Cemetery Division:

Cemetery Services Coordinator		1	G	56			
Cemetery Crew Leader		1	G	49			
Cemetery Caretaker I/II		1	G	12	20		

Recreation/Senior Services

Program Coordinator		3	G	55			
---------------------	--	---	---	----	--	--	--

Part Time Positions

Program Assistant	4		P/T				
Program Aide	8		P/T				
Bus Driver	2		P/T				
College Intern				1000 hrs			
Sports Official				282 hrs			
Cemetery Aide	1		P/T				
Maintenance Worker	1		P/T				

Total Quality of Life Department	16	85
---	-----------	-----------

Total Full Time Positions	440
Total Part Time Positions	42
Total Authorized Positions	482

GRANT & DONATION FUNDED POSITIONS

Police Department

Criminologist		1	MM	67			
Research Assistant	1		P/T				
Police Officer		4	P	60			
Applied Technology Specialist	1		P/T				
Dispatcher/CSO	3		P/T				
Police Customer Service Representative I		1	CS	17			
Animal Control Officer		1	CS	30			

*Fee Based

Total Grant Funded Positions	5	7
-------------------------------------	----------	----------

All grant and donation funded positions are contingent upon continued funding.


Total Authorized Positions 482

Total Grant Funded Positions 12


TOTAL POSITIONS	494
------------------------	------------

Section 3, Resolution No. 6971 of the City of Redlands is hereby rescinded.

Adopted, approved and signed this 5th day of July, 2011.


 Pete Aguilar, Mayor

ATTEST:


 Sam Irwin, City Clerk

I, Sam Irwin, City Clerk of the City of Redlands hereby certify that the foregoing resolution was duly adopted by the City Council at a regular meeting thereof held on the 5th day of July, 2011, by the following vote:

- AYES: Councilmembers Harrison, Bean, Foster, Gardner; Mayor Aguilar
- NOES: None
- ABSENT: None
- ABSTAIN: None


 Sam Irwin, City Clerk

Employee Units Included:
General Employees Association of Redlands

City of Redlands
SALARY SCHEDULE

Range	FLSA Status	Rate Type	A (Minimum)	B	C	D	E (Maximum)	F (Longevity Only)
G5	NE	HOURLY	13.128	13.785	14.474	15.198	15.958	16.756
		MONTHLY	2276	2389	2509	2634	2766	2904
		ANNUAL	27307	28672	30106	31611	33192	34852
G6	NE	HOURLY	13.260	13.923	14.619	15.350	16.117	16.923
		MONTHLY	2298	2413	2534	2661	2794	2933
		ANNUAL	27580	28959	30407	31928	33524	35200
G7	NE	HOURLY	13.392	14.062	14.765	15.503	16.278	17.092
		MONTHLY	2321	2437	2559	2687	2822	2963
		ANNUAL	27856	29249	30711	32247	33859	35552
G8	NE	HOURLY	13.526	14.203	14.913	15.658	16.441	17.263
		MONTHLY	2345	2462	2585	2714	2850	2992
		ANNUAL	28135	29541	31018	32569	34198	35908
G9	NE	HOURLY	13.661	14.345	15.062	15.815	16.606	17.436
		MONTHLY	2368	2486	2611	2741	2878	3022
		ANNUAL	28416	29837	31329	32895	34540	36267
G10	NE	HOURLY	13.798	14.488	15.212	15.973	16.772	17.610
		MONTHLY	2392	2511	2637	2769	2907	3052
		ANNUAL	28700	30135	31642	33224	34885	36629
G11	NE	HOURLY	13.936	14.633	15.365	16.133	16.939	17.786
		MONTHLY	2416	2536	2663	2796	2936	3083
		ANNUAL	28987	30436	31958	33556	35234	36996
G12	NE	HOURLY	14.075	14.779	15.518	16.294	17.109	17.964
		MONTHLY	2440	2562	2690	2824	2966	3114
		ANNUAL	29277	30741	32278	33892	35586	37366
G13	NE	HOURLY	14.216	14.927	15.673	16.457	17.280	18.144
		MONTHLY	2464	2587	2717	2853	2995	3145
		ANNUAL	29570	31048	32601	34231	35942	37739
G14	NE	HOURLY	14.358	15.076	15.830	16.622	17.453	18.325
		MONTHLY	2489	2613	2744	2881	3025	3176
		ANNUAL	29865	31359	32927	34573	36302	38117
G15	NE	HOURLY	14.502	15.227	15.988	16.788	17.627	18.509
		MONTHLY	2514	2639	2771	2910	3055	3208
		ANNUAL	30164	31672	33256	34919	36665	38498
G16	NE	HOURLY	14.647	15.379	16.148	16.956	17.803	18.694
		MONTHLY	2539	2666	2799	2939	3086	3240
		ANNUAL	30466	31989	33588	35268	37031	38883
G17	NE	HOURLY	14.793	15.533	16.310	17.125	17.982	18.881
		MONTHLY	2564	2692	2827	2968	3117	3273
		ANNUAL	30770	32309	33924	35621	37402	39272
G18	NE	HOURLY	14.941	15.688	16.473	17.297	18.161	19.069
		MONTHLY	2590	2719	2855	2998	3148	3305
		ANNUAL	31078	32632	34264	35977	37776	39664
G19	NE	HOURLY	15.091	15.845	16.638	17.469	18.343	19.260
		MONTHLY	2616	2747	2884	3028	3179	3338
		ANNUAL	31389	32958	34606	36337	38153	40061
G20	NE	HOURLY	15.242	16.004	16.804	17.644	18.526	19.453
		MONTHLY	2642	2774	2913	3058	3211	3372
		ANNUAL	31703	33288	34952	36700	38535	40462
G21	NE	HOURLY	15.394	16.164	16.972	17.821	18.712	19.647
		MONTHLY	2668	2802	2942	3089	3243	3406
		ANNUAL	32020	33621	35302	37067	38920	40866

Range	FLSA Status	Rate Type	A (Minimum)	B	C	D	E (Maximum)	F (Longevity Only)
G22	NE	HOURLY	15.548	16.325	17.142	17.999	18.899	19.844
		MONTHLY	2695	2830	2971	3120	3276	3440
		ANNUAL	32340	33957	35655	37438	39309	41275
G23	NE	HOURLY	15.704	16.489	17.313	18.179	19.088	20.042
		MONTHLY	2722	2858	3001	3151	3309	3474
		ANNUAL	32663	34297	36011	37812	39703	41688
G24	NE	HOURLY	15.861	16.654	17.486	18.361	19.279	20.243
		MONTHLY	2749	2887	3031	3183	3342	3509
		ANNUAL	32990	34640	36371	38190	40100	42105
G25	NE	HOURLY	16.019	16.820	17.661	18.544	19.471	20.445
		MONTHLY	2777	2915	3061	3214	3375	3544
		ANNUAL	33320	34986	36735	38572	40501	42526
G26	NE	HOURLY	16.179	16.988	17.838	18.730	19.666	20.649
		MONTHLY	2804	2945	3092	3246	3409	3579
		ANNUAL	33653	35336	37103	38958	40906	42951
G27	NE	HOURLY	16.341	17.158	18.016	18.917	19.863	20.856
		MONTHLY	2832	2974	3123	3279	3443	3615
		ANNUAL	33990	35689	37474	39347	41315	43380
G28	NE	HOURLY	16.505	17.330	18.196	19.106	20.061	21.064
		MONTHLY	2861	3004	3154	3312	3477	3651
		ANNUAL	34330	36046	37848	39741	41728	43814
G29	NE	HOURLY	16.670	17.503	18.378	19.297	20.262	21.275
		MONTHLY	2889	3034	3186	3345	3512	3688
		ANNUAL	34673	36406	38227	40138	42145	44252
G30	NE	HOURLY	16.836	17.678	18.562	19.490	20.465	21.488
		MONTHLY	2918	3064	3217	3378	3547	3725
		ANNUAL	35020	36771	38609	40540	42566	44695
G31	NE	HOURLY	17.005	17.855	18.748	19.685	20.669	21.703
		MONTHLY	2947	3095	3250	3412	3583	3762
		ANNUAL	35370	37138	38995	40945	42992	45142
G32	NE	HOURLY	17.175	18.033	18.935	19.882	20.876	21.920
		MONTHLY	2977	3126	3282	3446	3619	3799
		ANNUAL	35723	37510	39385	41354	43422	45593
G33	NE	HOURLY	17.346	18.214	19.124	20.081	21.085	22.139
		MONTHLY	3007	3157	3315	3481	3655	3837
		ANNUAL	36081	37885	39779	41768	43856	46049
G34	NE	HOURLY	17.520	18.396	19.316	20.282	21.296	22.360
		MONTHLY	3037	3189	3348	3515	3691	3876
		ANNUAL	36441	38264	40177	42186	44295	46510
G35	NE	HOURLY	17.695	18.580	19.509	20.484	21.509	22.584
		MONTHLY	3067	3221	3382	3551	3728	3915
		ANNUAL	36806	38646	40579	42607	44738	46975
G36	NE	HOURLY	17.872	18.766	19.704	20.689	21.724	22.810
		MONTHLY	3098	3253	3415	3586	3765	3954
		ANNUAL	37174	39033	40984	43034	45185	47444
G37	NE	HOURLY	18.051	18.953	19.901	20.896	21.941	23.038
		MONTHLY	3129	3285	3450	3622	3803	3993
		ANNUAL	37546	39423	41394	43464	45637	47919
G38	NE	HOURLY	18.231	19.143	20.100	21.105	22.160	23.268
		MONTHLY	3160	3318	3484	3658	3841	4033
		ANNUAL	37921	39817	41808	43898	46093	48398

Range	FLSA Status	Rate Type	A (Minimum)	B	C	D	E (Maximum)	F (Longevity Only)
G39	NE	HOURLY	18.414	19.334	20.301	21.316	22.382	23.501
		MONTHLY	3192	3351	3519	3695	3880	4074
		ANNUAL	38300	40215	42226	44337	46554	48882
G40	NE	HOURLY	18.598	19.528	20.504	21.529	22.606	23.736
		MONTHLY	3224	3385	3554	3732	3918	4114
		ANNUAL	38683	40618	42648	44781	47020	49371
G41	NE	HOURLY	18.784	19.723	20.709	21.745	22.832	23.973
		MONTHLY	3256	3419	3590	3769	3958	4155
		ANNUAL	39070	41024	43075	45229	47490	49865
G42	NE	HOURLY	18.972	19.920	20.916	21.962	23.060	24.213
		MONTHLY	3288	3453	3625	3807	3997	4197
		ANNUAL	39461	41434	43506	45681	47965	50363
G43	NE	HOURLY	19.161	20.119	21.125	22.182	23.291	24.455
		MONTHLY	3321	3487	3662	3845	4037	4239
		ANNUAL	39856	41848	43941	46138	48445	50867
G44	NE	HOURLY	19.353	20.321	21.337	22.403	23.524	24.700
		MONTHLY	3355	3522	3698	3883	4077	4281
		ANNUAL	40254	42267	44380	46599	48929	51376
G45	NE	HOURLY	19.546	20.524	21.550	22.627	23.759	24.947
		MONTHLY	3388	3557	3735	3922	4118	4324
		ANNUAL	40657	42689	44824	47065	49418	51889
G46	NE	HOURLY	19.742	20.729	21.765	22.854	23.996	25.196
		MONTHLY	3422	3593	3773	3961	4159	4367
		ANNUAL	41063	43116	45272	47536	49913	52408
G47	NE	HOURLY	19.939	20.936	21.983	23.082	24.236	25.448
		MONTHLY	3456	3629	3810	4001	4201	4411
		ANNUAL	41474	43547	45725	48011	50412	52932
G48	NE	HOURLY	20.139	21.146	22.203	23.313	24.479	25.703
		MONTHLY	3491	3665	3849	4041	4243	4455
		ANNUAL	41889	43983	46182	48491	50916	53462
G49	NE	HOURLY	20.340	21.357	22.425	23.546	24.724	25.960
		MONTHLY	3526	3702	3887	4081	4285	4500
		ANNUAL	42307	44423	46644	48976	51425	53996
G50	NE	HOURLY	20.544	21.571	22.649	23.782	24.971	26.219
		MONTHLY	3561	3739	3926	4122	4328	4545
		ANNUAL	42731	44867	47110	49466	51939	54536
G51	NE	HOURLY	20.749	21.786	22.876	24.020	25.220	26.481
		MONTHLY	3596	3776	3965	4163	4372	4590
		ANNUAL	43158	45316	47581	49961	52459	55082
G52	NE	HOURLY	20.956	22.004	23.104	24.260	25.473	26.746
		MONTHLY	3632	3814	4005	4205	4415	4636
		ANNUAL	43589	45769	48057	50460	52983	55632
G53	NE	HOURLY	21.166	22.224	23.336	24.502	25.727	27.014
		MONTHLY	3669	3852	4045	4247	4459	4682
		ANNUAL	44025	46227	48538	50965	53513	56189
G54	NE	HOURLY	21.378	22.447	23.569	24.747	25.985	27.284
		MONTHLY	3705	3891	4085	4290	4504	4729
		ANNUAL	44466	46689	49023	51474	54048	56751
G55	NE	HOURLY	21.591	22.671	23.805	24.995	26.245	27.557
		MONTHLY	3743	3930	4126	4332	4549	4777
		ANNUAL	44910	47156	49513	51989	54589	57318

Employee Units Included:
 General Employees Association of Redlands

City of Redlands
 SALARY SCHEDULE

Range	FLSA Status	Rate Type	A (Minimum)	B	C	D	E (Maximum)	F (Longevity Only)
G56	NE	HOURLY	21.807	22.898	24.043	25.245	26.507	27.832
		MONTHLY	3780	3969	4167	4376	4595	4824
		ANNUAL	45359	47627	50009	52509	55135	57891
G57	NE	HOURLY	22.025	23.127	24.283	25.497	26.772	28.111
		MONTHLY	3818	4009	4209	4420	4640	4873
		ANNUAL	45813	48104	50509	53034	55686	58470
G58	NE	HOURLY	22.246	23.358	24.526	25.752	27.040	28.392
		MONTHLY	3856	4049	4251	4464	4687	4921
		ANNUAL	46271	48585	51014	53564	56243	59055
G59	NE	HOURLY	22.468	23.592	24.771	26.010	27.310	28.676
		MONTHLY	3894	4089	4294	4508	4734	4970
		ANNUAL	46734	49070	51524	54100	56805	59645
G60	NE	HOURLY	22.693	23.827	25.019	26.270	27.583	28.962
		MONTHLY	3933	4130	4337	4553	4781	5020
		ANNUAL	47201	49561	52039	54641	57373	60242
G61	NE	HOURLY	22.920	24.066	25.269	26.532	27.859	29.252
		MONTHLY	3973	4171	4380	4599	4829	5070
		ANNUAL	47673	50057	52560	55188	57947	60844
G62	NE	HOURLY	23.149	24.306	25.522	26.798	28.138	29.545
		MONTHLY	4012	4213	4424	4645	4877	5121
		ANNUAL	48150	50557	53085	55739	58526	61453
G63	NE	HOURLY	23.380	24.549	25.777	27.066	28.419	29.840
		MONTHLY	4053	4255	4468	4691	4926	5172
		ANNUAL	48631	51063	53616	56297	59112	62067
G64	NE	HOURLY	23.614	24.795	26.035	27.336	28.703	30.138
		MONTHLY	4093	4298	4513	4738	4975	5224
		ANNUAL	49118	51573	54152	56860	59703	62688
G65	NE	HOURLY	23.850	25.043	26.295	27.610	28.990	30.440
		MONTHLY	4134	4341	4558	4786	5025	5276
		ANNUAL	49609	52089	54694	57428	60300	63315
G66	NE	HOURLY	24.089	25.293	26.558	27.886	29.280	30.744
		MONTHLY	4175	4384	4603	4834	5075	5329
		ANNUAL	50105	52610	55241	58003	60903	63948
G67	NE	HOURLY	24.330	25.546	26.824	28.165	29.573	31.052
		MONTHLY	4217	4428	4649	4882	5126	5382
		ANNUAL	50606	53136	55793	58583	61512	64587
G68	NE	HOURLY	24.573	25.802	27.092	28.446	29.869	31.362
		MONTHLY	4259	4472	4696	4931	5177	5436
		ANNUAL	51112	53668	56351	59169	62127	65233
G69	NE	HOURLY	24.819	26.060	27.363	28.731	30.167	31.676
		MONTHLY	4302	4517	4743	4980	5229	5490
		ANNUAL	51623	54204	56914	59760	62748	65886
G70	NE	HOURLY	25.067	26.320	27.636	29.018	30.469	31.993
		MONTHLY	4345	4562	4790	5030	5281	5545
		ANNUAL	52139	54746	57484	60358	63376	66544
G71	NE	HOURLY	25.318	26.584	27.913	29.308	30.774	32.312
		MONTHLY	4388	4608	4838	5080	5334	5601
		ANNUAL	52661	55294	58058	60961	64009	67210
G72	NE	HOURLY	25.571	26.849	28.192	29.601	31.082	32.636
		MONTHLY	4432	4654	4887	5131	5387	5657
		ANNUAL	53187	55847	58639	61571	64650	67882

Effective July 2010

Employee Units Included:
 General Employees Association of Redlands

City of Redlands
 SALARY SCHEDULE

Range	FLSA Status	Rate Type	A (Minimum)	B	C	D	E (Maximum)	F (Longevity Only)
G73	NE	HOURLY	25.827	27.118	28.474	29.897	31.392	32.962
		MONTHLY	4477	4700	4935	5182	5441	5713
		ANNUAL	53719	56405	59225	62187	65296	68561
G74	NE	HOURLY	26.085	27.389	28.759	30.196	31.706	33.292
		MONTHLY	4521	4747	4985	5234	5496	5771
		ANNUAL	54256	56969	59818	62809	65949	69246
G75	NE	HOURLY	26.346	27.663	29.046	30.498	32.023	33.624
		MONTHLY	4567	4795	5035	5286	5551	5828
		ANNUAL	54799	57539	60416	63437	66608	69939
G76	NE	HOURLY	26.609	27.940	29.337	30.803	32.344	33.961
		MONTHLY	4612	4843	5085	5339	5606	5887
		ANNUAL	55347	58114	61020	64071	67275	70638
G77	NE	HOURLY	26.875	28.219	29.630	31.111	32.667	34.300
		MONTHLY	4658	4891	5136	5393	5662	5945
		ANNUAL	55900	58695	61630	64712	67947	71345
G78	NE	HOURLY	27.144	28.501	29.926	31.423	32.994	34.643
		MONTHLY	4705	4940	5187	5447	5719	6005
		ANNUAL	56459	59282	62247	65359	68627	72058
G79	NE	HOURLY	27.415	28.786	30.225	31.737	33.324	34.990
		MONTHLY	4752	4990	5239	5501	5776	6065
		ANNUAL	57024	59875	62869	66012	69313	72779
G80	NE	HOURLY	27.690	29.074	30.528	32.054	33.657	35.340
		MONTHLY	4800	5039	5291	5556	5834	6126
		ANNUAL	57594	60474	63498	66673	70006	73507
G81	NE	HOURLY	27.966	29.365	30.833	32.375	33.993	35.693
		MONTHLY	4848	5090	5344	5612	5892	6187
		ANNUAL	58170	61079	64133	67339	70706	74242
G82	NE	HOURLY	28.246	29.658	31.141	32.698	34.333	36.050
		MONTHLY	4896	5141	5398	5668	5951	6249
		ANNUAL	58752	61690	64774	68013	71413	74984
G83	NE	HOURLY	28.529	29.955	31.453	33.025	34.677	36.410
		MONTHLY	4945	5192	5452	5724	6011	6311
		ANNUAL	59339	62306	65422	68693	72127	75734
G84	NE	HOURLY	28.814	30.255	31.767	33.356	35.023	36.775
		MONTHLY	4994	5244	5506	5782	6071	6374
		ANNUAL	59933	62929	66076	69380	72849	76491
G85	NE	HOURLY	29.102	30.557	32.085	33.689	35.374	37.142
		MONTHLY	5044	5297	5561	5839	6131	6438
		ANNUAL	60532	63559	66737	70074	73577	77256
G86	NE	HOURLY	29.393	30.863	32.406	34.026	35.727	37.514
		MONTHLY	5095	5350	5617	5898	6193	6502
		ANNUAL	61137	64194	67404	70774	74313	78029
G87	NE	HOURLY	29.687	31.171	32.730	34.366	36.085	37.889
		MONTHLY	5146	5403	5673	5957	6255	6567
		ANNUAL	61749	64836	68078	71482	75056	78809
G88	NE	HOURLY	29.984	31.483	33.057	34.710	36.446	38.268
		MONTHLY	5197	5457	5730	6016	6317	6633
		ANNUAL	62366	65485	68759	72197	75807	79597
G89	NE	HOURLY	30.284	31.798	33.388	35.057	36.810	38.650
		MONTHLY	5249	5512	5787	6077	6380	6699
		ANNUAL	62990	66140	69446	72919	76565	80393

Effective July 2010

Employee Units Included:
 General Employees Association of Redlands

City of Redlands
SALARY SCHEDULE

Range	FLSA Status	Rate Type	A (Minimum)	B	C	D	E (Maximum)	F (Longevity Only)
G90	NE	HOURLY	30.586	32.116	33.722	35.408	37.178	39.037
		MONTHLY	5302	5567	5845	6137	6444	6766
		ANNUAL	63620	66801	70141	73648	77330	81197
G91	NE	HOURLY	30.892	32.437	34.059	35.762	37.550	39.427
		MONTHLY	5355	5622	5904	6199	6509	6834
		ANNUAL	64256	67469	70842	74384	78104	82009
G92	NE	HOURLY	31.201	32.761	34.399	36.119	37.925	39.822
		MONTHLY	5408	5679	5963	6261	6574	6902
		ANNUAL	64899	68144	71551	75128	78885	82829
G93	NE	HOURLY	31.513	33.089	34.743	36.481	38.305	40.220
		MONTHLY	5462	5735	6022	6323	6639	6971
		ANNUAL	65548	68825	72266	75880	79674	83657
G94	NE	HOURLY	31.828	33.420	35.091	36.845	38.688	40.622
		MONTHLY	5517	5793	6082	6387	6706	7041
		ANNUAL	66203	69513	72989	76638	80470	84494
G95	NE	HOURLY	32.147	33.754	35.442	37.214	39.075	41.028
		MONTHLY	5572	5851	6143	6450	6773	7112
		ANNUAL	66865	70208	73719	77405	81275	85339
G96	NE	HOURLY	32.468	34.092	35.796	37.586	39.465	41.439
		MONTHLY	5628	5909	6205	6515	6841	7183
		ANNUAL	67534	70910	74456	78179	82088	86192
G97	NE	HOURLY	32.793	34.433	36.154	37.962	39.860	41.853
		MONTHLY	5684	5968	6267	6580	6909	7255
		ANNUAL	68209	71620	75201	78961	82909	87054

Employee Units Included:
Redlands Civilian Safety Employees Association

City of Redlands
SALARY SCHEDULE

Range	FLSA Status	Rate Type	A (Minimum)	B	C	D	E (Maximum)	F (Longevity Only)
CS10	NE	HOURLY	13.753	14.441	15.163	15.921	16.717	17.553
		MONTHLY	2360	2478	2602	2732	2869	3012
		ANNUAL	28607	30038	31539	33116	34772	36511
CS11	NE	HOURLY	13.891	14.586	15.315	16.081	16.885	17.729
		MONTHLY	2384	2503	2628	2760	2898	3043
		ANNUAL	28893	30338	31855	33448	35120	36876
CS12	NE	HOURLY	14.030	14.731	15.468	16.241	17.053	17.906
		MONTHLY	2408	2528	2655	2787	2927	3073
		ANNUAL	29182	30641	32173	33782	35471	37245
CS13	NE	HOURLY	14.170	14.879	15.623	16.404	17.224	18.085
		MONTHLY	2432	2553	2681	2815	2956	3104
		ANNUAL	29474	30948	32495	34120	35826	37617
CS14	NE	HOURLY	14.312	15.028	15.779	16.568	17.396	18.266
		MONTHLY	2456	2579	2708	2843	2985	3135
		ANNUAL	29769	31257	32820	34461	36184	37993
CS15	NE	HOURLY	14.455	15.178	15.937	16.734	17.570	18.449
		MONTHLY	2481	2605	2735	2872	3015	3166
		ANNUAL	30066	31570	33148	34806	36546	38373
CS16	NE	HOURLY	14.600	15.330	16.096	16.901	17.746	18.633
		MONTHLY	2506	2631	2762	2900	3046	3198
		ANNUAL	30367	31886	33480	35154	36911	38757
CS17	NE	HOURLY	14.746	15.483	16.257	17.070	17.923	18.820
		MONTHLY	2531	2657	2790	2929	3076	3230
		ANNUAL	30671	32204	33815	35505	37281	39145
CS18	NE	HOURLY	14.893	15.638	16.420	17.241	18.103	19.008
		MONTHLY	2556	2684	2818	2959	3107	3262
		ANNUAL	30978	32526	34153	35860	37653	39536
CS19	NE	HOURLY	15.042	15.794	16.584	17.413	18.284	19.198
		MONTHLY	2581	2711	2846	2988	3138	3295
		ANNUAL	31287	32852	34494	36219	38030	39931
CS20	NE	HOURLY	15.192	15.952	16.750	17.587	18.466	19.390
		MONTHLY	2607	2738	2875	3018	3169	3328
		ANNUAL	31600	33180	34839	36581	38410	40331
CS21	NE	HOURLY	15.344	16.112	16.917	17.763	18.651	19.584
		MONTHLY	2633	2765	2903	3048	3201	3361
		ANNUAL	31916	33512	35188	36947	38794	40734
CS22	NE	HOURLY	15.498	16.273	17.086	17.941	18.838	19.780
		MONTHLY	2660	2793	2932	3079	3233	3395
		ANNUAL	32235	33847	35539	37316	39182	41141
CS23	NE	HOURLY	15.653	16.435	17.257	18.120	19.026	19.977
		MONTHLY	2686	2821	2962	3110	3265	3428
		ANNUAL	32558	34186	35895	37690	39574	41553
CS24	NE	HOURLY	15.809	16.600	17.430	18.301	19.216	20.177
		MONTHLY	2713	2849	2991	3141	3298	3463
		ANNUAL	32883	34527	36254	38067	39970	41968
CS25	NE	HOURLY	15.967	16.766	17.604	18.484	19.408	20.379
		MONTHLY	2740	2877	3021	3172	3331	3497
		ANNUAL	33212	34873	36616	38447	40370	42388
CS26	NE	HOURLY	16.127	16.933	17.780	18.669	19.603	20.583
		MONTHLY	2768	2906	3051	3204	3364	3532
		ANNUAL	33544	35221	36983	38832	40773	42812

Effective July 2010

Employee Units Included:
Redlands Civilian Safety Employees Association

City of Redlands
SALARY SCHEDULE

Range	FLSA Status	Rate Type	A (Minimum)	B	C	D	E (Maximum)	F (Longevity Only)
CS27	NE	HOURLY	16.288	17.103	17.958	18.856	19.799	20.788
		MONTHLY	2795	2935	3082	3236	3398	3568
		ANNUAL	33880	35574	37352	39220	41181	43240
CS28	NE	HOURLY	16.451	17.274	18.137	19.044	19.997	20.996
		MONTHLY	2823	2964	3113	3268	3432	3603
		ANNUAL	34218	35929	37726	39612	41593	43672
CS29	NE	HOURLY	16.616	17.446	18.319	19.235	20.196	21.206
		MONTHLY	2852	2994	3144	3301	3466	3639
		ANNUAL	34561	36289	38103	40008	42009	44109
CS30	NE	HOURLY	16.782	17.621	18.502	19.427	20.398	21.418
		MONTHLY	2880	3024	3175	3334	3501	3676
		ANNUAL	34906	36652	38484	40408	42429	44550
CS31	NE	HOURLY	16.950	17.797	18.687	19.621	20.602	21.633
		MONTHLY	2909	3054	3207	3367	3536	3713
		ANNUAL	35255	37018	38869	40812	42853	44996
CS32	NE	HOURLY	17.119	17.975	18.874	19.818	20.808	21.849
		MONTHLY	2938	3085	3239	3401	3571	3750
		ANNUAL	35608	37388	39258	41221	43282	45446
CS33	NE	HOURLY	17.290	18.155	19.063	20.016	21.017	22.067
		MONTHLY	2967	3116	3271	3435	3607	3787
		ANNUAL	35964	37762	39650	41633	43714	45900
CS34	NE	HOURLY	17.463	18.336	19.253	20.216	21.227	22.288
		MONTHLY	2997	3147	3304	3469	3643	3825
		ANNUAL	36324	38140	40047	42049	44152	46359
CS35	NE	HOURLY	17.638	18.520	19.446	20.418	21.439	22.511
		MONTHLY	3027	3178	3337	3504	3679	3863
		ANNUAL	36687	38521	40447	42470	44593	46823
CS36	NE	HOURLY	17.814	18.705	19.640	20.622	21.653	22.736
		MONTHLY	3057	3210	3371	3539	3716	3902
		ANNUAL	37054	38906	40852	42894	45039	47291
CS37	NE	HOURLY	17.992	18.892	19.837	20.828	21.870	22.963
		MONTHLY	3088	3242	3404	3575	3753	3941
		ANNUAL	37424	39295	41260	43323	45489	47764
CS38	NE	HOURLY	18.172	19.081	20.035	21.037	22.089	23.193
		MONTHLY	3119	3275	3438	3610	3791	3980
		ANNUAL	37798	39688	41673	43756	45944	48242
CS39	NE	HOURLY	18.354	19.272	20.235	21.247	22.309	23.425
		MONTHLY	3150	3307	3473	3646	3829	4020
		ANNUAL	38176	40085	42090	44194	46404	48724
CS40	NE	HOURLY	18.538	19.464	20.438	21.460	22.533	23.659
		MONTHLY	3181	3340	3507	3683	3867	4060
		ANNUAL	38558	40486	42510	44636	46868	49211
CS41	NE	HOURLY	18.723	19.659	20.642	21.674	22.758	23.896
		MONTHLY	3213	3374	3543	3720	3906	4101
		ANNUAL	38944	40891	42936	45082	47336	49703
CS42	NE	HOURLY	18.910	19.856	20.849	21.891	22.985	24.135
		MONTHLY	3245	3408	3578	3757	3945	4142
		ANNUAL	39333	41300	43365	45533	47810	50200
CS43	NE	HOURLY	19.099	20.054	21.057	22.110	23.215	24.376
		MONTHLY	3278	3442	3614	3794	3984	4183
		ANNUAL	39727	41713	43799	45988	48288	50702

Effective July 2010

Employee Units Included:
Redlands Civilian Safety Employees Association

City of Redlands
SALARY SCHEDULE

Range	FLSA Status	Rate Type	A (Minimum)	B	C	D	E (Maximum)	F (Longevity Only)
CS44	NE	HOURLY	19.290	20.255	21.268	22.331	23.447	24.620
		MONTHLY	3311	3476	3650	3832	4024	4225
		ANNUAL	40124	42130	44237	46448	48771	51209
CS45	NE	HOURLY	19.483	20.457	21.480	22.554	23.682	24.866
		MONTHLY	3344	3511	3686	3871	4064	4267
		ANNUAL	40525	42551	44679	46913	49259	51721
CS46	NE	HOURLY	19.678	20.662	21.695	22.780	23.919	25.115
		MONTHLY	3377	3546	3723	3909	4105	4310
		ANNUAL	40930	42977	45126	47382	49751	52239
CS47	NE	HOURLY	19.875	20.869	21.912	23.008	24.158	25.366
		MONTHLY	3411	3581	3760	3948	4146	4353
		ANNUAL	41340	43407	45577	47856	50249	52761
CS48	NE	HOURLY	20.074	21.077	22.131	23.238	24.400	25.620
		MONTHLY	3445	3617	3798	3988	4187	4397
		ANNUAL	41753	43841	46033	48334	50751	53289
CS49	NE	HOURLY	20.274	21.288	22.352	23.470	24.644	25.876
		MONTHLY	3479	3653	3836	4028	4229	4441
		ANNUAL	42171	44279	46493	48818	51259	53822
CS50	NE	HOURLY	20.477	21.501	22.576	23.705	24.890	26.134
		MONTHLY	3514	3690	3874	4068	4272	4485
		ANNUAL	42592	44722	46958	49306	51771	54360
CS51	NE	HOURLY	20.682	21.716	22.802	23.942	25.139	26.396
		MONTHLY	3549	3727	3913	4109	4314	4530
		ANNUAL	43018	45169	47428	49799	52289	54903
CS52	NE	HOURLY	20.889	21.933	23.030	24.181	25.390	26.660
		MONTHLY	3585	3764	3952	4150	4357	4575
		ANNUAL	43448	45621	47902	50297	52812	55452
CS53	NE	HOURLY	21.098	22.152	23.260	24.423	25.644	26.926
		MONTHLY	3621	3802	3992	4191	4401	4621
		ANNUAL	43883	46077	48381	50800	53340	56007
CS54	NE	HOURLY	21.309	22.374	23.493	24.667	25.901	27.196
		MONTHLY	3657	3840	4032	4233	4445	4667
		ANNUAL	44322	46538	48865	51308	53873	56567
CS55	NE	HOURLY	21.522	22.598	23.728	24.914	26.160	27.468
		MONTHLY	3693	3878	4072	4276	4489	4714
		ANNUAL	44765	47003	49353	51821	54412	57133
CS56	NE	HOURLY	21.737	22.824	23.965	25.163	26.421	27.742
		MONTHLY	3730	3917	4113	4318	4534	4761
		ANNUAL	45213	47473	49847	52339	54956	57704
CS57	NE	HOURLY	21.954	23.052	24.204	25.415	26.685	28.020
		MONTHLY	3768	3956	4154	4362	4580	4809
		ANNUAL	45665	47948	50345	52863	55506	58281
CS58	NE	HOURLY	22.174	23.282	24.447	25.669	26.952	28.300
		MONTHLY	3805	3996	4195	4405	4625	4857
		ANNUAL	46121	48427	50849	53391	56061	58864
CS59	NE	HOURLY	22.395	23.515	24.691	25.926	27.222	28.583
		MONTHLY	3843	4036	4237	4449	4672	4905
		ANNUAL	46583	48912	51357	53925	56621	59452
CS60	NE	HOURLY	22.619	23.750	24.938	26.185	27.494	28.869
		MONTHLY	3882	4076	4280	4494	4718	4954
		ANNUAL	47048	49401	51871	54464	57188	60047

Effective July 2010

Employee Units Included:
Redlands Civilian Safety Employees Association

City of Redlands
SALARY SCHEDULE

Range	FLSA Status	Rate Type	A (Minimum)	B	C	D	E (Maximum)	F (Longevity Only)
CS61	NE	HOURLY	22.846	23.988	25.187	26.447	27.769	29.157
		MONTHLY	3921	4117	4323	4539	4766	5004
		ANNUAL	47519	49895	52390	55009	57759	60647
CS62	NE	HOURLY	23.074	24.228	25.439	26.711	28.047	29.449
		MONTHLY	3960	4158	4366	4584	4813	5054
		ANNUAL	47994	50394	52913	55559	58337	61254
CS63	NE	HOURLY	23.305	24.470	25.694	26.978	28.327	29.743
		MONTHLY	4000	4199	4409	4630	4861	5104
		ANNUAL	48474	50898	53443	56115	58920	61866
CS64	NE	HOURLY	23.538	24.715	25.950	27.248	28.610	30.041
		MONTHLY	4039	4241	4454	4676	4910	5156
		ANNUAL	48959	51407	53977	56676	59510	62485
CS65	NE	HOURLY	23.773	24.962	26.210	27.520	28.897	30.341
		MONTHLY	4080	4284	4498	4723	4959	5207
		ANNUAL	49448	51921	54517	57243	60105	63110
CS66	NE	HOURLY	24.011	25.212	26.472	27.796	29.185	30.645
		MONTHLY	4121	4327	4543	4770	5009	5259
		ANNUAL	49943	52440	55062	57815	60706	63741
CS67	NE	HOURLY	24.251	25.464	26.737	28.074	29.477	30.951
		MONTHLY	4162	4370	4588	4818	5059	5312
		ANNUAL	50442	52964	55613	58393	61313	64378
CS68	NE	HOURLY	24.494	25.718	27.004	28.354	29.772	31.261
		MONTHLY	4204	4414	4634	4866	5109	5365
		ANNUAL	50947	53494	56169	58977	61926	65022
CS69	NE	HOURLY	24.739	25.975	27.274	28.638	30.070	31.573
		MONTHLY	4246	4458	4681	4915	5160	5419
		ANNUAL	51456	54029	56730	59567	62545	65672
CS70	NE	HOURLY	24.986	26.235	27.547	28.924	30.371	31.889
		MONTHLY	4288	4502	4728	4964	5212	5473
		ANNUAL	51971	54569	57298	60163	63171	66329
CS71	NE	HOURLY	25.236	26.498	27.822	29.214	30.674	32.208
		MONTHLY	4331	4547	4775	5014	5264	5527
		ANNUAL	52490	55115	57871	60764	63802	66993
CS72	NE	HOURLY	25.488	26.763	28.101	29.506	30.981	32.530
		MONTHLY	4374	4593	4823	5064	5317	5583
		ANNUAL	53015	55666	58449	61372	64440	67662
CS73	NE	HOURLY	25.743	27.030	28.382	29.801	31.291	32.855
		MONTHLY	4418	4639	4871	5114	5370	5639
		ANNUAL	53545	56223	59034	61986	65085	68339
CS74	NE	HOURLY	26.000	27.300	28.665	30.099	31.604	33.184
		MONTHLY	4462	4685	4919	5165	5424	5695
		ANNUAL	54081	56785	59624	62605	65736	69022
CS75	NE	HOURLY	26.260	27.573	28.952	30.400	31.920	33.516
		MONTHLY	4507	4732	4969	5217	5478	5752
		ANNUAL	54622	57353	60220	63231	66393	69713
CS76	NE	HOURLY	26.523	27.849	29.242	30.704	32.239	33.851
		MONTHLY	4552	4779	5018	5269	5533	5809
		ANNUAL	55168	57926	60823	63864	67057	70410
CS77	NE	HOURLY	26.788	28.128	29.534	31.011	32.561	34.189
		MONTHLY	4597	4827	5069	5322	5588	5867
		ANNUAL	55720	58506	61431	64502	67728	71114

Effective July 2010

Employee Units included:
 Redlands Civilian Safety Employees Association

City of Redlands
SALARY SCHEDULE

Range	FLSA Status	Rate Type	A (Minimum)	B	C	D	E (Maximum)	F (Longevity Only)
CS78	NE	HOURLY	27.056	28.409	29.829	31.321	32.887	34.531
		MONTHLY	4643	4875	5119	5375	5644	5926
		ANNUAL	56277	59091	62045	65147	68405	71825
CS79	NE	HOURLY	27.327	28.693	30.128	31.634	33.216	34.877
		MONTHLY	4690	4924	5170	5429	5700	5985
		ANNUAL	56840	59682	62666	65799	69089	72543
CS80	NE	HOURLY	27.600	28.980	30.429	31.950	33.548	35.225
		MONTHLY	4737	4973	5222	5483	5757	6045
		ANNUAL	57408	60278	63292	66457	69780	73269
CS81	NE	HOURLY	27.876	29.270	30.733	32.270	33.883	35.578
		MONTHLY	4784	5023	5274	5538	5815	6106
		ANNUAL	57982	60881	63925	67121	70478	74001
CS82	NE	HOURLY	28.155	29.562	31.041	32.593	34.222	35.933
		MONTHLY	4832	5073	5327	5593	5873	6167
		ANNUAL	58562	61490	64564	67793	71182	74741
CS83	NE	HOURLY	28.436	29.858	31.351	32.919	34.564	36.293
		MONTHLY	4880	5124	5380	5649	5932	6228
		ANNUAL	59147	62105	65210	68471	71894	75489
CS84	NE	HOURLY	28.721	30.157	31.665	33.248	34.910	36.656
		MONTHLY	4929	5175	5434	5706	5991	6291
		ANNUAL	59739	62726	65862	69155	72613	76244
CS85	NE	HOURLY	29.008	30.458	31.981	33.580	35.259	37.022
		MONTHLY	4978	5227	5489	5763	6051	6354
		ANNUAL	60336	63353	66521	69847	73339	77006
CS86	NE	HOURLY	29.298	30.763	32.301	33.916	35.612	37.392
		MONTHLY	5028	5279	5543	5821	6112	6417
		ANNUAL	60940	63987	67186	70545	74073	77776

Effective July 2010

Range	FLSA Status	Rate Type	A (Minimum)	B	C	D	E (Maximum)	F (Longevity Only)
MM21	E	HOURLY	22.294	23.408	24.579	25.808	27.098	28.453
		MONTHLY	3864	4057	4260	4473	4697	4932
		ANNUAL	46371	48689	51124	53680	56364	59182
MM22	E	HOURLY	22.517	23.642	24.825	26.066	27.369	28.738
		MONTHLY	3903	4098	4303	4518	4744	4981
		ANNUAL	46835	49176	51635	54217	56928	59774
MM23	E	HOURLY	22.742	23.879	25.073	26.326	27.643	29.025
		MONTHLY	3942	4139	4346	4563	4791	5031
		ANNUAL	47303	49668	52151	54759	57497	60372
MM24	E	HOURLY	22.969	24.118	25.324	26.590	27.919	29.315
		MONTHLY	3981	4180	4389	4609	4839	5081
		ANNUAL	47776	50165	52673	55307	58072	60975
MM25	E	HOURLY	23.199	24.359	25.577	26.856	28.198	29.608
		MONTHLY	4021	4222	4433	4655	4888	5132
		ANNUAL	48254	50666	53200	55860	58653	61585
MM26	E	HOURLY	23.431	24.602	25.833	27.124	28.480	29.904
		MONTHLY	4061	4264	4478	4702	4937	5183
		ANNUAL	48736	51173	53732	56418	59239	62201
MM27	E	HOURLY	23.665	24.848	26.091	27.395	28.765	30.203
		MONTHLY	4102	4307	4522	4749	4986	5235
		ANNUAL	49224	51685	54269	56982	59832	62823
MM28	E	HOURLY	23.902	25.097	26.352	27.669	29.053	30.505
		MONTHLY	4143	4350	4568	4796	5036	5288
		ANNUAL	49716	52202	54812	57552	60430	63451
MM29	E	HOURLY	24.141	25.348	26.615	27.946	29.343	30.811
		MONTHLY	4184	4394	4613	4844	5086	5340
		ANNUAL	50213	52724	55360	58128	61034	64086
MM30	E	HOURLY	24.382	25.601	26.881	28.225	29.637	31.119
		MONTHLY	4226	4438	4659	4892	5137	5394
		ANNUAL	50715	53251	55913	58709	61644	64727
MM31	E	HOURLY	24.626	25.857	27.150	28.508	29.933	31.430
		MONTHLY	4269	4482	4706	4941	5188	5448
		ANNUAL	51222	53783	56472	59296	62261	65374
MM32	E	HOURLY	24.872	26.116	27.422	28.793	30.232	31.744
		MONTHLY	4311	4527	4753	4991	5240	5502
		ANNUAL	51734	54321	57037	59889	62884	66028
MM33	E	HOURLY	25.121	26.377	27.696	29.081	30.535	32.062
		MONTHLY	4354	4572	4801	5041	5293	5557
		ANNUAL	52252	54864	57608	60488	63512	66688
MM34	E	HOURLY	25.372	26.641	27.973	29.372	30.840	32.382
		MONTHLY	4398	4618	4849	5091	5346	5613
		ANNUAL	52774	55413	58184	61093	64147	67355
MM35	E	HOURLY	25.626	26.907	28.253	29.665	31.149	32.706
		MONTHLY	4442	4664	4897	5142	5399	5669
		ANNUAL	53302	55967	58766	61704	64789	68028
MM36	E	HOURLY	25.882	27.176	28.535	29.962	31.460	33.033
		MONTHLY	4486	4711	4946	5193	5453	5726
		ANNUAL	53835	56527	59353	62321	65437	68709
MM37	E	HOURLY	26.141	27.448	28.821	30.262	31.775	33.363
		MONTHLY	4531	4758	4996	5245	5508	5783
		ANNUAL	54373	57092	59947	62944	66091	69396

Range	FLSA Status	Rate Type	A (Minimum)	B	C	D	E (Maximum)	F (Longevity Only)
MM38	E	HOURLY	26.402	27.723	29.109	30.564	32.092	33.697
		MONTHLY	4576	4805	5046	5298	5563	5841
		ANNUAL	54917	57663	60546	63573	66752	70090
MM39	E	HOURLY	26.666	28.000	29.400	30.870	32.413	34.034
		MONTHLY	4622	4853	5096	5351	5618	5899
		ANNUAL	55466	58240	61152	64209	67420	70791
MM40	E	HOURLY	26.933	28.280	29.694	31.179	32.737	34.374
		MONTHLY	4668	4902	5147	5404	5674	5958
		ANNUAL	56021	58822	61763	64851	68094	71499
MM41	E	HOURLY	27.202	28.563	29.991	31.490	33.065	34.718
		MONTHLY	4715	4951	5198	5458	5731	6018
		ANNUAL	56581	59410	62381	65500	68775	72214
MM42	E	HOURLY	27.475	28.848	30.291	31.805	33.395	35.065
		MONTHLY	4762	5000	5250	5513	5789	6078
		ANNUAL	57147	60004	63005	66155	69463	72936
MM43	E	HOURLY	27.749	29.137	30.594	32.123	33.729	35.416
		MONTHLY	4810	5050	5303	5568	5846	6139
		ANNUAL	57718	60604	63635	66816	70157	73665
MM44	E	HOURLY	28.027	29.428	30.900	32.444	34.067	35.770
		MONTHLY	4858	5101	5356	5624	5905	6200
		ANNUAL	58296	61210	64271	67485	70859	74402
MM45	E	HOURLY	28.307	29.722	31.208	32.769	34.407	36.128
		MONTHLY	4907	5152	5409	5680	5964	6262
		ANNUAL	58879	61823	64914	68159	71567	75146
MM46	E	HOURLY	28.590	30.020	31.521	33.097	34.751	36.489
		MONTHLY	4956	5203	5464	5737	6024	6325
		ANNUAL	59467	62441	65563	68841	72283	75897
MM47	E	HOURLY	28.876	30.320	31.836	33.428	35.099	36.854
		MONTHLY	5005	5255	5518	5794	6084	6388
		ANNUAL	60062	63065	66218	69529	73006	76656
MM48	E	HOURLY	29.165	30.623	32.154	33.762	35.450	37.222
		MONTHLY	5055	5308	5573	5852	6145	6452
		ANNUAL	60663	63696	66881	70225	73736	77423
MM49	E	HOURLY	29.456	30.929	32.476	34.099	35.804	37.595
		MONTHLY	5106	5361	5629	5911	6206	6516
		ANNUAL	61269	64333	67549	70927	74473	78197
MM50	E	HOURLY	29.751	31.239	32.800	34.440	36.162	37.971
		MONTHLY	5157	5415	5685	5970	6268	6582
		ANNUAL	61882	64976	68225	71636	75218	78979
MM51	E	HOURLY	30.048	31.551	33.128	34.785	36.524	38.350
		MONTHLY	5208	5469	5742	6029	6331	6647
		ANNUAL	62501	65626	68907	72353	75970	79769
MM52	E	HOURLY	30.349	31.866	33.460	35.133	36.889	38.734
		MONTHLY	5260	5524	5800	6090	6394	6714
		ANNUAL	63126	66282	69596	73076	76730	80566
MM53	E	HOURLY	30.652	32.185	33.794	35.484	37.258	39.121
		MONTHLY	5313	5579	5858	6151	6458	6781
		ANNUAL	63757	66945	70292	73807	77497	81372
MM54	E	HOURLY	30.959	32.507	34.132	35.839	37.631	39.512
		MONTHLY	5366	5635	5916	6212	6523	6849
		ANNUAL	64395	67614	70995	74545	78272	82186

Employee Units Included:
Redlands Association of Mid-Management Employees

City of Redlands
SALARY SCHEDULE

Range	FLSA Status	Rate Type	A (Minimum)	B	C	D	E (Maximum)	F (Longevity Only)
MM55	E	HOURLY	31.269	32.832	34.474	36.197	38.007	39.907
		MONTHLY	5420	5691	5975	6274	6588	6917
		ANNUAL	65039	68291	71705	75290	79055	83008
MM56	E	HOURLY	31.581	33.160	34.818	36.559	38.387	40.307
		MONTHLY	5474	5748	6035	6337	6654	6986
		ANNUAL	65689	68973	72422	76043	79845	83838
MM57	E	HOURLY	31.897	33.492	35.167	36.925	38.771	40.710
		MONTHLY	5529	5805	6096	6400	6720	7056
		ANNUAL	66346	69663	73146	76804	80644	84676
MM58	E	HOURLY	32.216	33.827	35.518	37.294	39.159	41.117
		MONTHLY	5584	5863	6156	6464	6788	7127
		ANNUAL	67009	70360	73878	77572	81450	85523
MM59	E	HOURLY	32.538	34.165	35.873	37.667	39.550	41.528
		MONTHLY	5640	5922	6218	6529	6855	7198
		ANNUAL	67679	71063	74617	78347	82265	86378
MM60	E	HOURLY	32.864	34.507	36.232	38.044	39.946	41.943
		MONTHLY	5696	5981	6280	6594	6924	7270
		ANNUAL	68356	71774	75363	79131	83087	87242
MM61	E	HOURLY	33.192	34.852	36.594	38.424	40.345	42.363
		MONTHLY	5753	6041	6343	6660	6993	7343
		ANNUAL	69040	72492	76116	79922	83918	88114
MM62	E	HOURLY	33.524	35.200	36.960	38.808	40.749	42.786
		MONTHLY	5811	6101	6406	6727	7063	7416
		ANNUAL	69730	73217	76878	80721	84757	88995
MM63	E	HOURLY	33.859	35.552	37.330	39.196	41.156	43.214
		MONTHLY	5869	6162	6471	6794	7134	7490
		ANNUAL	70428	73949	77646	81529	85605	89885
MM64	E	HOURLY	34.198	35.908	37.703	39.588	41.568	43.646
		MONTHLY	5928	6224	6535	6862	7205	7565
		ANNUAL	71132	74688	78423	82344	86461	90784
MM65	E	HOURLY	34.540	36.267	38.080	39.984	41.984	44.083
		MONTHLY	5987	6286	6601	6931	7277	7641
		ANNUAL	71843	75435	79207	83167	87326	91692
MM66	E	HOURLY	34.885	36.630	38.461	40.384	42.403	44.524
		MONTHLY	6047	6349	6667	7000	7350	7717
		ANNUAL	72562	76190	79999	83999	88199	92609
MM67	E	HOURLY	35.234	36.996	38.846	40.788	42.827	44.969
		MONTHLY	6107	6413	6733	7070	7423	7795
		ANNUAL	73287	76952	80799	84839	89081	93535
MM68	E	HOURLY	35.587	37.366	39.234	41.196	43.256	45.418
		MONTHLY	6168	6477	6801	7141	7498	7873
		ANNUAL	74020	77721	81607	85687	89972	94470
MM69	E	HOURLY	35.942	37.740	39.627	41.608	43.688	45.873
		MONTHLY	6230	6542	6869	7212	7573	7951
		ANNUAL	74760	78498	82423	86544	90872	95415
MM70	E	HOURLY	36.302	38.117	40.023	42.024	44.125	46.331
		MONTHLY	6292	6607	6937	7284	7648	8031
		ANNUAL	75508	79283	83247	87410	91780	96369
MM71	E	HOURLY	36.665	38.498	40.423	42.444	44.566	46.795
		MONTHLY	6355	6673	7007	7357	7725	8111
		ANNUAL	76263	80076	84080	88284	92698	97333

Effective July 2010

Employee Units Included:
Redlands Association of Mid-Management Employees

City of Redlands
SALARY SCHEDULE

Range	FLSA Status	Rate Type	A (Minimum)	B	C	D	E (Maximum)	F (Longevity Only)
MM72	E	HOURLY	37.032	38.883	40.827	42.869	45.012	47.263
		MONTHLY	6419	6740	7077	7431	7802	8192
		ANNUAL	77026	80877	84921	89167	93625	98306
MM73	E	HOURLY	37.402	39.272	41.236	43.297	45.462	47.735
		MONTHLY	6483	6807	7147	7505	7880	8274
		ANNUAL	77796	81686	85770	90058	94561	99289
MM74	E	HOURLY	37.776	39.665	41.648	43.730	45.917	48.213
		MONTHLY	6548	6875	7219	7580	7959	8357
		ANNUAL	78574	82502	86628	90959	95507	100282
MM75	E	HOURLY	38.154	40.061	42.064	44.168	46.376	48.695
		MONTHLY	6613	6944	7291	7656	8038	8440
		ANNUAL	79359	83327	87494	91869	96462	101285
MM76	E	HOURLY	38.535	40.462	42.485	44.609	46.840	49.182
		MONTHLY	6679	7013	7364	7732	8119	8525
		ANNUAL	80153	84161	88369	92787	97427	102298
MM77	E	HOURLY	38.920	40.867	42.910	45.055	47.308	49.673
		MONTHLY	6746	7084	7438	7810	8200	8610
		ANNUAL	80955	85002	89252	93715	98401	103321
MM78	E	HOURLY	39.310	41.275	43.339	45.506	47.781	50.170
		MONTHLY	6814	7154	7512	7888	8282	8696
		ANNUAL	81764	85852	90145	94652	99385	104354
MM79	E	HOURLY	39.703	41.688	43.772	45.961	48.259	50.672
		MONTHLY	6882	7226	7587	7967	8365	8783
		ANNUAL	82582	86711	91046	95599	100379	105398
MM80	E	HOURLY	40.100	42.105	44.210	46.421	48.742	51.179
		MONTHLY	6951	7298	7663	8046	8449	8871
		ANNUAL	83408	87578	91957	96555	101382	106452
MM81	E	HOURLY	40.501	42.526	44.652	46.885	49.229	51.690
		MONTHLY	7020	7371	7740	8127	8533	8960
		ANNUAL	84242	88454	92876	97520	102396	107516
MM82	E	HOURLY	40.906	42.951	45.099	47.354	49.721	52.207
		MONTHLY	7090	7445	7817	8208	8618	9049
		ANNUAL	85084	89338	93805	98495	103420	108591
MM83	E	HOURLY	41.315	43.381	45.550	47.827	50.218	52.729
		MONTHLY	7161	7519	7895	8290	8705	9140
		ANNUAL	85935	90232	94743	99480	104454	109677
MM84	E	HOURLY	41.728	43.814	46.005	48.305	50.721	53.257
		MONTHLY	7233	7595	7974	8373	8792	9231
		ANNUAL	86794	91134	95691	100475	105499	110774
MM85	E	HOURLY	42.145	44.253	46.465	48.788	51.228	53.789
		MONTHLY	7305	7670	8054	8457	8879	9323
		ANNUAL	87662	92045	96648	101480	106554	111882

Effective July 2010

Employee Units Included:
Redlands Association of Management Employees

City of Redlands
SALARY SCHEDULE

Range	FLSA Status	Rate Type	A (Minimum)	B	C	D	E (Maximum)	F (Longevity Only)
M65	E	HOURLY	30.638	32.170	33.778	35.467	37.240	39.102
		MONTHLY	5311	5576	5855	6148	6455	6778
		ANNUAL	63727	66913	70259	73771	77460	81333
M66	E	HOURLY	31.404	32.974	34.623	36.354	38.171	40.080
		MONTHLY	5443	5715	6001	6301	6616	6947
		ANNUAL	65320	68586	72015	75616	79397	83366
M67	E	HOURLY	32.189	33.798	35.488	37.263	39.126	41.082
		MONTHLY	5579	5858	6151	6459	6782	7121
		ANNUAL	66953	70300	73815	77506	81381	85450
M68	E	HOURLY	32.994	34.643	36.375	38.194	40.104	42.109
		MONTHLY	5719	6005	6305	6620	6951	7299
		ANNUAL	68627	72058	75661	79444	83416	87587
M69	E	HOURLY	33.818	35.509	37.285	39.149	41.106	43.162
		MONTHLY	5862	6155	6463	6786	7125	7481
		ANNUAL	70342	73859	77552	81430	85501	89776
M70	E	HOURLY	34.664	36.397	38.217	40.128	42.134	44.241
		MONTHLY	6008	6309	6624	6955	7303	7668
		ANNUAL	72101	75706	79491	83466	87639	92021
M71	E	HOURLY	35.530	37.307	39.172	41.131	43.187	45.347
		MONTHLY	6159	6467	6790	7129	7486	7860
		ANNUAL	73903	77598	81478	85552	89830	94321
M72	E	HOURLY	36.419	38.240	40.152	42.159	44.267	46.480
		MONTHLY	6313	6628	6960	7308	7673	8057
		ANNUAL	75751	79538	83515	87691	92076	96679
M73	E	HOURLY	37.329	39.196	41.155	43.213	45.374	47.642
		MONTHLY	6470	6794	7134	7490	7865	8258
		ANNUAL	77645	81527	85603	89883	94377	99096
M74	E	HOURLY	38.262	40.175	42.184	44.293	46.508	48.834
		MONTHLY	6632	6964	7312	7678	8061	8464
		ANNUAL	79586	83565	87743	92130	96737	101574
M75	E	HOURLY	39.219	41.180	43.239	45.401	47.671	50.054
		MONTHLY	6798	7138	7495	7869	8263	8676
		ANNUAL	81575	85654	89937	94434	99155	104113
M76	E	HOURLY	40.199	42.209	44.320	46.536	48.863	51.306
		MONTHLY	6968	7316	7682	8066	8470	8893
		ANNUAL	83615	87795	92185	96795	101634	106716
M77	E	HOURLY	41.204	43.265	45.428	47.699	50.084	52.588
		MONTHLY	7142	7499	7874	8268	8681	9115
		ANNUAL	85705	89990	94490	99214	104175	109384
M78	E	HOURLY	42.234	44.346	46.564	48.892	51.336	53.903
		MONTHLY	7321	7687	8071	8475	8898	9343
		ANNUAL	87848	92240	96852	101695	106779	112118
M79	E	HOURLY	43.290	45.455	47.728	50.114	52.620	55.251
		MONTHLY	7504	7879	8273	8686	9121	9577
		ANNUAL	90044	94546	99273	104237	109449	114921
M80	E	HOURLY	44.373	46.591	48.921	51.367	53.935	56.632
		MONTHLY	7691	8076	8480	8904	9349	9816
		ANNUAL	92295	96910	101755	106843	112185	117794
M81	E	HOURLY	45.482	47.756	50.144	52.651	55.284	58.048
		MONTHLY	7884	8278	8692	9126	9582	10062
		ANNUAL	94602	99333	104299	109514	114990	120739

Effective July 2010

Range	FLSA Status	Rate Type	A (Minimum)	B	C	D	E (Maximum)	F (Longevity Only)
M82	E	HOURLY	46.619	48.950	51.397	53.967	56.666	59.499
		MONTHLY	8081	8485	8909	9354	9822	10313
		ANNUAL	96967	101816	106907	112252	117865	123758
M83	E	HOURLY	47.784	50.174	52.682	55.316	58.082	60.986
		MONTHLY	8283	8697	9132	9588	10068	10571
		ANNUAL	99392	104361	109579	115058	120811	126852
M84	E	HOURLY	48.979	51.428	53.999	56.699	59.534	62.511
		MONTHLY	8490	8914	9360	9828	10319	10835
		ANNUAL	101876	106970	112319	117935	123831	130023
M85	E	HOURLY	50.204	52.714	55.349	58.117	61.023	64.074
		MONTHLY	8702	9137	9594	10074	10577	11106
		ANNUAL	104423	109645	115127	120883	126927	133274
M86	E	HOURLY	51.459	54.032	56.733	59.570	62.548	65.676
		MONTHLY	8919	9365	9834	10325	10842	11384
		ANNUAL	107034	112386	118005	123905	130100	136605
M87	E	HOURLY	52.745	55.382	58.151	61.059	64.112	67.318
		MONTHLY	9142	9600	10080	10584	11113	11668
		ANNUAL	109710	115195	120955	127003	133353	140021
M88	E	HOURLY	54.064	56.767	59.605	62.586	65.715	69.001
		MONTHLY	9371	9840	10332	10848	11391	11960
		ANNUAL	112453	118075	123979	130178	136687	143521
M89	E	HOURLY	55.415	58.186	61.095	64.150	67.358	70.726
		MONTHLY	9605	10086	10590	11119	11675	12259
		ANNUAL	115264	121027	127078	133432	140104	147109
M90	E	HOURLY	56.801	59.641	62.623	65.754	69.042	72.494
		MONTHLY	9845	10338	10855	11397	11967	12566
		ANNUAL	118145	124053	130255	136768	143607	150787
M91	E	HOURLY	58.221	61.132	64.188	67.398	70.768	74.306
		MONTHLY	10092	10596	11126	11682	12266	12880
		ANNUAL	121099	127154	133512	140187	147197	154557
M92	E	HOURLY	59.676	62.660	65.793	69.083	72.537	76.164
		MONTHLY	10344	10861	11404	11974	12573	13202
		ANNUAL	124127	130333	136850	143692	150877	158420
M93	E	HOURLY	61.168	64.227	67.438	70.810	74.350	78.068
		MONTHLY	10602	11133	11689	12274	12887	13532
		ANNUAL	127230	133591	140271	147284	154649	162381
M94	E	HOURLY	62.697	65.832	69.124	72.580	76.209	80.019
		MONTHLY	10868	11411	11981	12581	13210	13870
		ANNUAL	130410	136931	143778	150966	158515	166440
M95	E	HOURLY	64.265	67.478	70.852	74.394	78.114	82.020
		MONTHLY	11139	11696	12281	12895	13540	14217
		ANNUAL	133671	140354	147372	154741	162478	170601
M96	E	HOURLY	65.871	69.165	72.623	76.254	80.067	84.070
		MONTHLY	11418	11989	12588	13217	13878	14572
		ANNUAL	137012	143863	151056	158609	166540	174867
M97	E	HOURLY	67.518	70.894	74.439	78.161	82.069	86.172
		MONTHLY	11703	12288	12903	13548	14225	14937
		ANNUAL	140438	147460	154833	162574	170703	179238
M98	E	HOURLY	69.206	72.666	76.300	80.115	84.120	88.326
		MONTHLY	11996	12596	13225	13887	14581	15310
		ANNUAL	143949	151146	158703	166639	174971	183719

Employee Units Included:
Redlands Association of Management Employees

City of Redlands
SALARY SCHEDULE

Range	FLSA Status	Rate Type	A (Minimum)	B	C	D	E (Maximum)	F (Longevity Only)
M99	E	HOURLY	70.936	74.483	78.207	82.118	86.223	90.535
		MONTHLY	12296	12910	13556	14234	14945	15693
		ANNUAL	147547	154925	162671	170805	179345	188312
M100	E	HOURLY	72.710	76.345	80.162	84.171	88.379	92.798
		MONTHLY	12603	13233	13895	14590	15319	16085
		ANNUAL	151236	158798	166738	175075	183828	193020

Employee Units Included:
 Redlands Professional Firefighters Association
 Redlands Association of Fire Management Employees

City of Redlands
SALARY SCHEDULE

Title	Range	FLSA Status	Rate Type	A (Minimum)	B	C	D	E (Maximum)	F (Longevity Only)
Firefighter (24 hour shift)	F50	NE	HOURLY	20.267	21.280	22.344	23.462	24.635	25.866
			MONTHLY	4918	5164	5422	5693	5978	6277
			ANNUAL	59017	61968	65067	68320	71736	75323
Fire Engineer (24 hour shift)	F55	NE	HOURLY	23.888	25.082	26.336	27.653	29.036	30.488
			MONTHLY	5797	6087	6391	6710	7046	7398
			ANNUAL	69561	73039	76691	80526	84552	88780
Fire Captain (24 hour shift)	F60	NE	HOURLY	27.963	29.361	30.829	32.370	33.989	35.688
			MONTHLY	6786	7125	7481	7855	8248	8660
			ANNUAL	81428	85499	89774	94263	98976	103925
Fire Marshal (40 hour week)	F79-40	E	HOURLY	50.848	53.390	56.060	58.863	61.806	64.896
			MONTHLY	8814	9254	9717	10203	10713	11249
			ANNUAL	105763	111052	116604	122434	128556	134984
Battalion Chief (40 hour week)	F79-40	E	HOURLY	50.848	53.390	56.060	58.863	61.806	64.896
			MONTHLY	8814	9254	9717	10203	10713	11249
			ANNUAL	105763	111052	116604	122434	128556	134984
Battalion Chief (56 hour week)	F79-56	NE	HOURLY	36.320	38.136	40.043	42.045	44.147	46.354
			MONTHLY	8814	9254	9717	10203	10713	11249
			ANNUAL	105763	111052	116604	122434	128556	134984

Effective July 2010

Employee Units Included:
Redlands Police Officers Association
Redlands Association of Safety Management Employees

City of Redlands
SALARY SCHEDULE

Title	Range	FLSA Status	Rate Type	A (Minimum)	B	C	D	E (Maximum)	F (Longevity Only)
Police Officer	P60	NE	HOURLY	29.469	30.943	32.490	34.114	35.820	37.611
			MONTHLY	5108	5363	5632	5913	6209	6519
			ANNUAL	61296	64361	67579	70958	74506	78231
Police Corporal	P64	NE	HOURLY	33.277	34.941	36.688	38.522	40.448	42.470
			MONTHLY	5768	6056	6359	6677	7011	7362
			ANNUAL	69216	72676	76310	80126	84132	88339
Police Sergeant	P70	NE	HOURLY	39.680	41.664	43.747	45.934	48.231	50.643
			MONTHLY	6878	7222	7583	7962	8360	8778
			ANNUAL	82534	86661	90994	95543	100321	105337
Police Lieutenant	P81	E	HOURLY	51.585	54.165	56.873	59.716	62.702	65.837
			MONTHLY	8941	9389	9858	10351	10868	11412
			ANNUAL	107298	112662	118296	124210	130421	136942
Commander	P89	E	HOURLY	67.966	71.364	74.932	78.679	82.613	86.744
			MONTHLY	11781	12370	12988	13638	14320	15036
			ANNUAL	141369	148438	155860	163653	171835	180427

Effective July 2010

Department Director Salary Table

Classification	Minimum Monthly Salary	Maximum Monthly Salary
Assistant City Manager	TBD	TBD
Chief Information Officer	10,602	12,888
Development Services Director	10,602	12,888
Director of Municipal Utilities and Public Works Engineering/City Engineer	11,703	14,226
Finance Director	10,602	12,888
Fire Chief	12,227	14,862
Human Resources Director	9,845	11,968
Library Director*		12,000
Police Chief	14,170	16,559
Quality of Life Director	11,139	13,541

*The Library Director salary is set by the Library Board, not by City Council or the City Manager and is incorporated above for reference only.

Y-Rate Positions

City of Redlands
SALARY SCHEDULE

Title	Range	FLSA Status	Rate Type	A (Minimum)	B	C	D	E (Maximum)	F (Longevity Only)
CSR II	CS27Y	NE	HOURLY	16.342	17.159	18.017	18.918	19.863	20.857
			MONTHLY	2833	2974	3123	3279	3443	3615
			ANNUAL	33991	35690	37475	39349	41316	43382

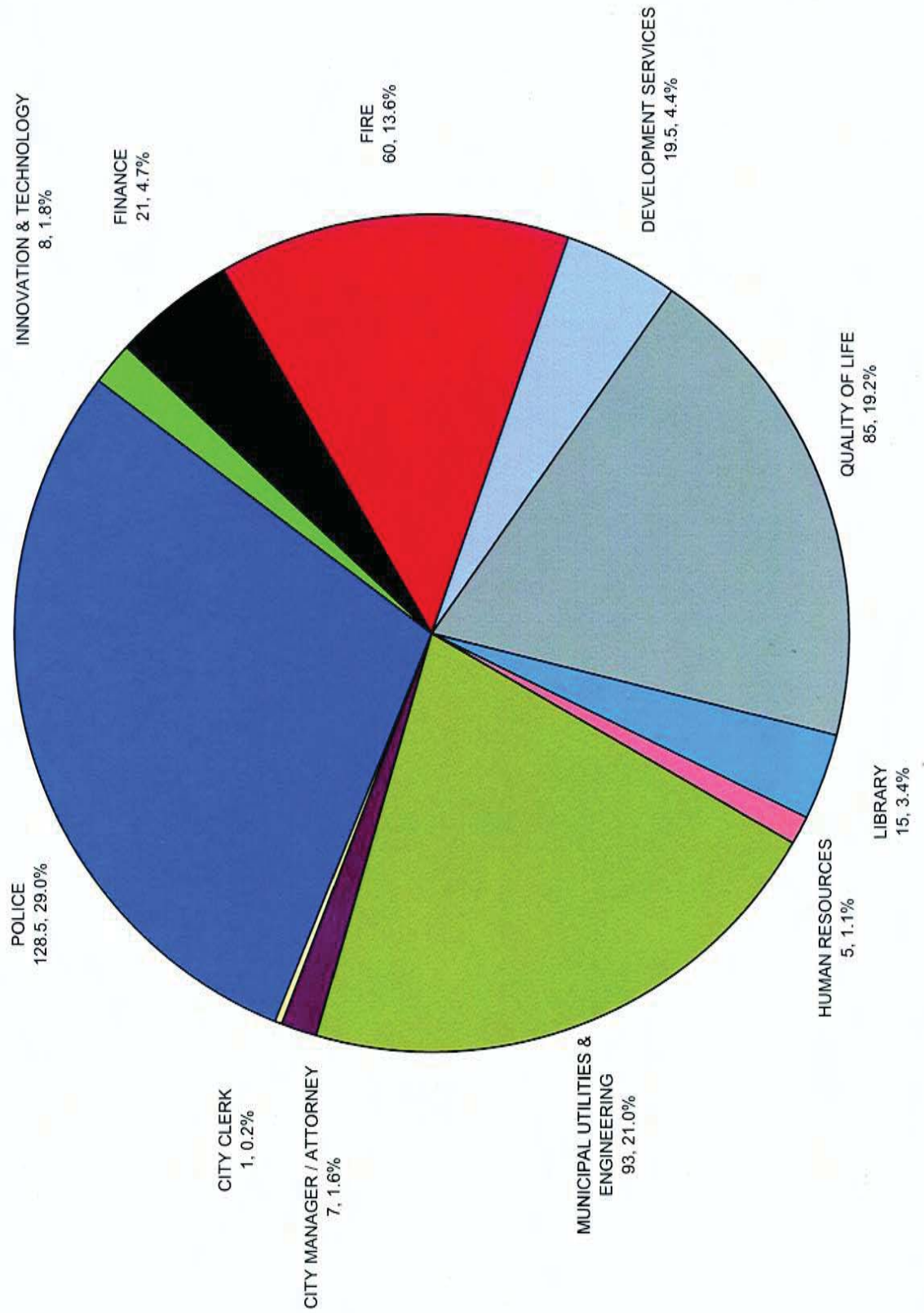
Effective July 2010

Employees Included:
Part-time Classifications

City of Redlands
Hourly Rate Table

CLASSIFICATION TITLE	HOURLY RATE
Account Technician	\$16.997
Applied Technology Specialist	\$25.765
Administrative Assistant	\$14.640
Background Investigator	\$43.056
Building Maintenance Worker	\$18.540
Bus Driver	\$14.032
Business License Inspector	\$25.716
Cemetery Aide	\$14.640
Intern	\$9.500
CSO/Dispatcher I/II	\$16.952/18.726
Grounds Maintenance Worker	\$14.640
Healthy City Program Coordinator	\$18.726
Kennel Attendant	\$13.484
Library Clerk	\$13.655
Library Page	\$8.000
Maintenance Worker	\$14.935
Museum Attendant	\$11.378
Police Cadet	\$15.413
Police ID Technician Trainee	\$15.413
Recreation Aide	\$8.000
Recreation Coordinator	\$14.112
Recreation Leader	\$8.400
Special Programs Aide	\$10.080
Sports Official	\$18.000
Technical Services Clerk	\$15.055
Utilities Database Intern	\$9.500
Volunteer Resources Coordinator	\$20.000
Zanjero	\$15.800

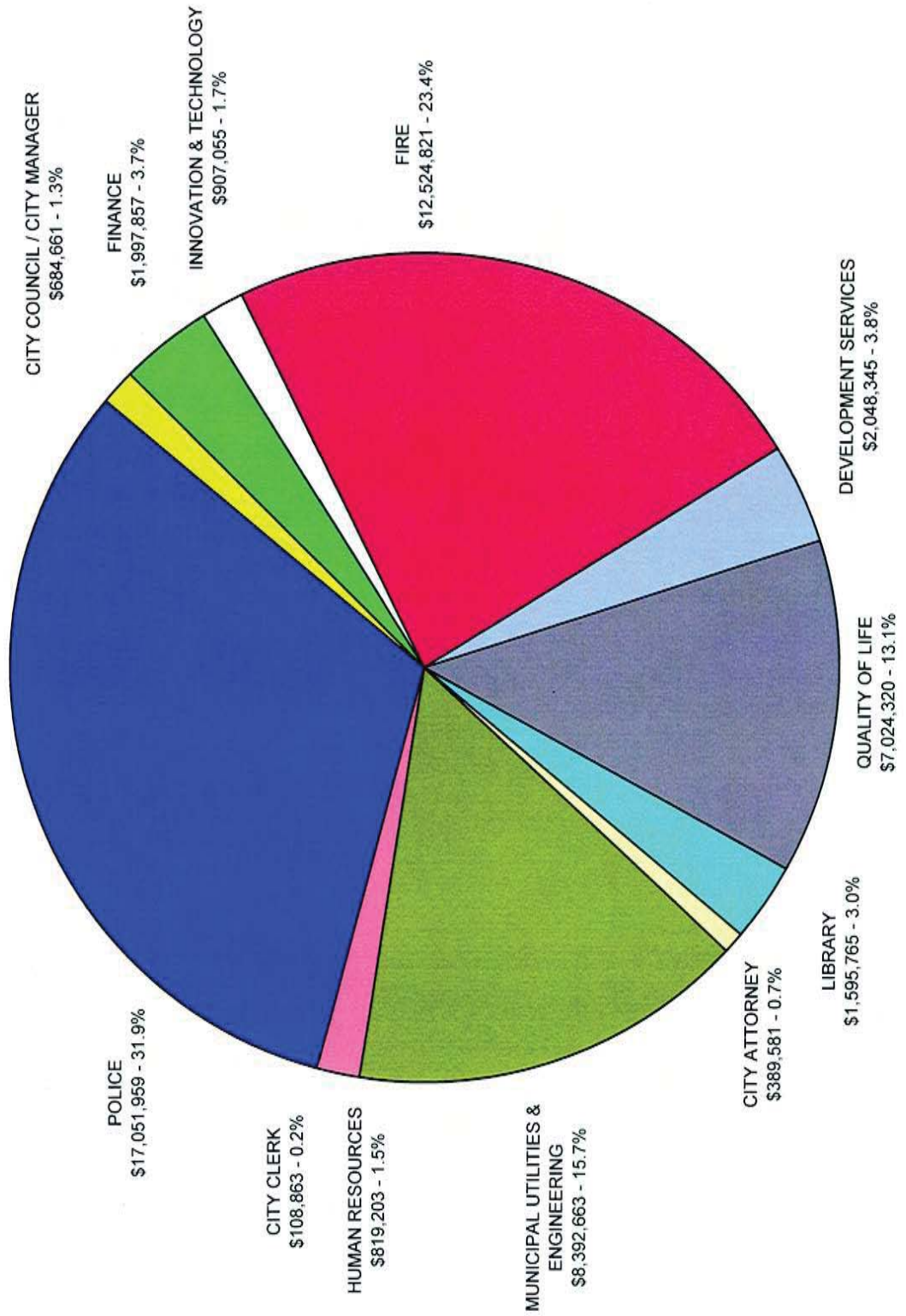
CITY OF REDLANDS 443 FULL-TIME POSITIONS BY DEPARTMENT



Total full time positions differs from salary resolution due to elected and contract employees being included.

(This page intentionally left blank)

**CITY OF REDLANDS
SALARIES & BENEFITS - FULL & PART-TIME POSITIONS
BY DEPARTMENT
\$53,545,093**



Human Resources includes \$225,000 for the Tuition Reimbursement Program

(This page intentionally left blank)