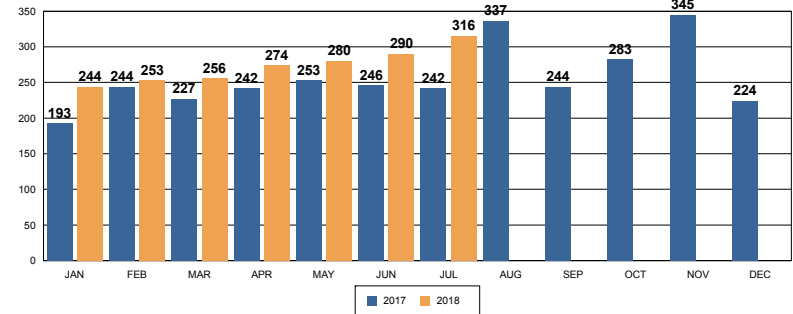


REDLANDS PD JULY 2018 DASH-BOARD

PART 1 CRIMES

	Jun	Jul	% Change	Prior YTD	Current YTD	%Change	RPD YTD	SBSD YTD
Homicide	0	2	N/C	0	5	N/C	5	0
Rape	4	6	50%	21	39	85.71	38	1
Robbery	10	12	20%	45	61	35.56	53	8
Agg Assault	4	9	125%	72	69	-4.17	66	3
VIOLENT CRIME TOTALS:	18	29	61.11	138	174	26.09%	162	12
Burglary - Residential	14	18	29%	127	96	-24%	95	1
Burglary - Comm	17	10	-41%	141	100	-29%	92	8
Burglary - Vehicle	41	40	-2%	340	356	5%	315	41
Auto Theft	20	29	45%	204	197	-3%	175	22
Larceny/Theft	119	105	-12%	892	904	1%	797	107
PROPERTY CRIME TOTALS:	211	202	-4.27%	1704	1653	-2.99%	1474	179
OVERALL TOTALS:	229	231	0.87%	1842	1826	-0.81%	1636	191

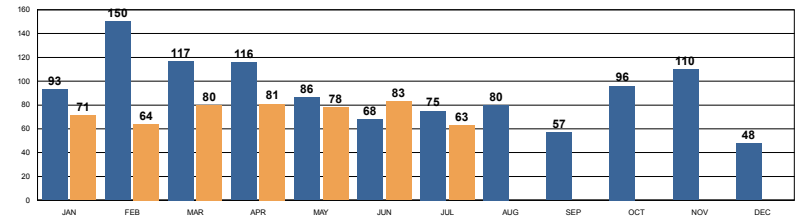
Arrests per Month



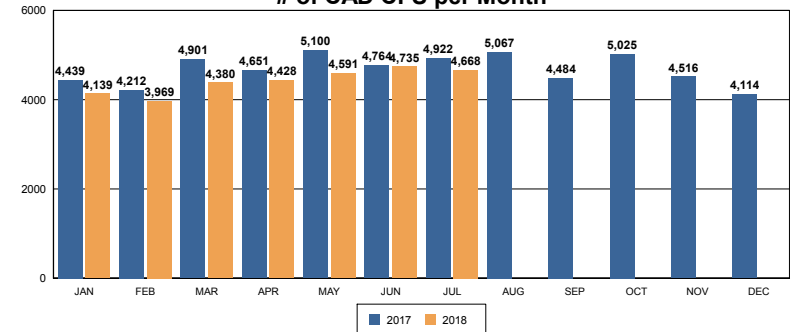
Traffic and Parking Citations

	Jun-18	Jul-18	%CHANGE	YTD 2017	YTD 2018	% CHANGE
Parking Citations	221	565	155.7%	1422	3691	159.6%

Traffic Citations per Month



of CAD CFS per Month



Top 10 Calls for Service

Top 10 CFS-Comm Businesses

	Total
Total	1,016
2050 W REDLANDS BLVD; WALMART	18
765 W REDLANDS BLVD; CIRCLE K	17
101 REDLANDS MALL ST; CVS	15
27320 W LUGONIA AVE; TARGET	14
1101 CALIFORNIA ST; SPLASH KINGDOM	13
655 N UNIVERSITY ST; SYLVAN PARK	13
535 W STATE ST	11
522 ORANGE ST; VONS	10
1720 W REDLANDS BLVD; SMART & FINAL	9
1620 W REDLANDS BLVD; MCDONALDS	8

Top 10 CFS-Residential

	Total
Total	1,046
460 W MARIPOSA DR	16
1139 HERALD ST	5
1235 VIA ANTIBES	5
923 COLUMBIA ST	5
1123 OXFORD DR; A	4
1303 CENTRAL AVE	4
1310 TEXAS ST	4
1400 BARTON RD	4
510 HIBISCUS DR; D103	4
10 AUBURN CT	3

2018 PERSONNEL

	Allocated	Filled	Vacant	% Strength
Sworn	84	82	2	97.7%
Civilian Staff - Full time	41	35	5	85.4%
Civilian Staff - Part time	19	16	3	84.2%
Reserves	N/A	3	N/A	
Volunteers	N/A	102	N/A	

Vacant Positions		Status
2	Police Officers	3 Police Recruits in b/gs; 1 Lateral PO in b/gs; open recruitment 07-25-18
1	ACO Supervisor	Applicant starts 08-06-18
2	Dispatchers	1 applicant starts 08-06-18; 1 applicant scheduled for medical & psych
1	Forensic Specialist	1 applicant starts 08-13-18
1	FT CSR	Department orals 08-09-18; Chief's interviews 08-09-18
1	PT Camera Operator	1 applicant starts 08-20-18
1	PT CSR	1 applicant in backgrounds

Injured/ Sick		Status
3	Officer	Light Duty
2	Officer	FMLA
2	Officer	IOD

Formal Complaints					
Jun-18	Jul-18	%CHANGE	YTD 2017	YTD 2018	% CHANGE
0	1	N/C	1	3	200.0%

2017-2018 BUDGET

Dept - Police	Adopted	Activity	Remaining	% Used	% Rem
Compensation	\$24,594,851	\$1,074,058	\$23,520,793	4%	96%
Operating Expenses	\$3,207,567	\$90	\$3,207,477	0%	100%
Overtime					
Operating Expenses	\$1,518,315	\$72,496	\$1,445,819	5%	95%
Asset Forfeiture					
Operating Expenses	\$231,620	\$1,800	\$229,820	1%	99%
Revenue	\$0	\$0	\$0	N/C	N/C
Revenue					
Police	\$357,799	\$35,458	\$322,341	10%	90%
Animal Control	\$51,710	\$13,688	\$38,022	26%	74%