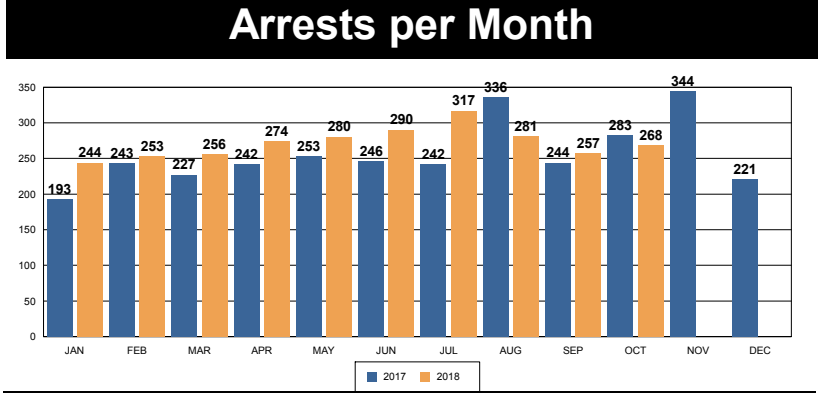


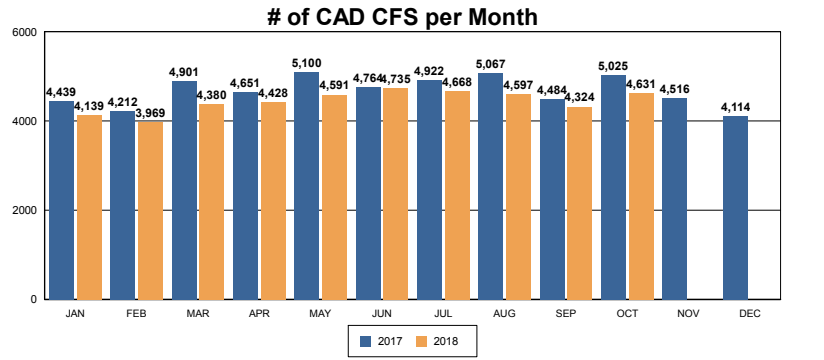
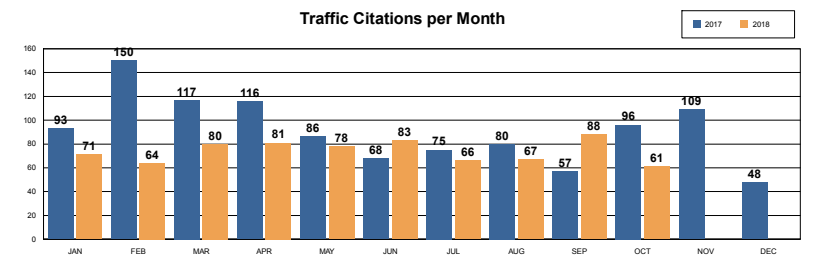
REDLANDS PD OCTOBER 2018 DASHBOARD

PART 1 CRIMES	Sep	Oct	% Change	Prior YTD	Current YTD	%Change	RPD YTD	SBSD YTD
	Homicide	0	1	N/C	1	7	600.00	7
Rape	2	5	150%	33	55	66.67	54	1
Robbery	5	9	80%	70	80	14.29	67	13
Agg Assault	11	13	18%	103	100	-2.91	97	3
VIOLENT CRIME TOTALS:	18	28	55.56	207	242	16.91%	225	17
Burglary - Residential	15	12	-20%	187	141	-25%	139	2
Burglary - Comm	9	8	-11%	189	133	-30%	124	9
Burglary - Vehicle	50	47	-6%	478	501	5%	444	57
Auto Theft	30	53	77%	288	310	8%	281	29
Larceny/Theft	106	99	-7%	1787	1237	-31%	1095	142
PROPERTY CRIME TOTALS:	210	219	4.29%	2929	2322	-20.72%	2083	239
OVERALL TOTALS:	228	247	8.33%	3136	2564	-18.24%	2308	256



Traffic and Parking Citations

	Sep-18	Oct-18	%CHANGE	YTD 2017	YTD 2018	% CHANGE
Parking Citations	448	407	-9.2%	2335	5100	118.4%



Top 10 Calls for Service

Top 10 CFS-Comm Businesses

	Total
Total	1,076
765 W REDLANDS BLVD; CIRCLE K	28
2050 W REDLANDS BLVD; WALMART	22
345 N 5TH ST; BOILER ROOM	16
1151 W LUGONIA AVE; HOME DEPOT	15
27320 W LUGONIA AVE; TARGET	14
PANORAMA POINT DR	10
9 W REDLANDS BLVD; DENNY'S	9
101 REDLANDS MALL ST; CVS	8
1625 W REDLANDS BLVD; KMART	8
1680 W REDLANDS BLVD; STORAGE WEST	8

Top 10 CFS-Residential

	Total
Total	1,099
1632 HERON CT	6
92 KANSAS ST	6
1705 OHIO ST; 3 OFCR MIN	5
361 E SAN BERNARDINO AVE	5
455 JUDSON ST; 24	5
567 SHADOWBROOK CT	5
1120 W COLTON AVE; MOTEL 6	4
1601 BARTON RD	4
2061 W REDLANDS BLVD	4
729 S GROVE ST	4

2018 PERSONNEL

	Allocated	Filled	Vacant	% Strength
Sworn	86	83	3	96.5%
Civilian Staff - Full time	41	40	1	97.6%
Civilian Staff - Part time	19	16	3	84.2%
Reserves	N/A	3	N/A	
Volunteers	N/A	102	N/A	

Vacant Positions

Status

3	Police Officers	3 lateral applicants in backgrounds; 2 have been scheduled for psychs
1	Dispatcher	39 took the POST written test; awaiting results
2	PT Camera Operators	1 applicant in b/g; 1 applicant awaiting results of medical
1	PT Kennel Attendant	1 applicant in b/g

Injured/ Sick

Status

2	Officer	Light Duty
2	Officer	IOD -(3 patrol / 2 special operations)

Formal Complaints

	Sep-18	Oct-18	%CHANGE	YTD 2017	YTD 2018	% CHANGE
	1	1	0.0%	4	6	50.0%

2017-2018 BUDGET

Dept - Police

	Adopted	Activity	Remaining	% Used	% Rem
Compensation	\$24,594,851	\$8,197,151	\$16,397,700	33%	67%
Operating Expenses	\$3,207,567	\$931,205	\$2,276,362	29%	71%

Overtime

Operating Expenses	\$1,518,315	\$471,182	\$1,047,133	31%	69%
--------------------	-------------	-----------	-------------	-----	-----

Asset Forfeiture

Operating Expenses	\$231,620	\$97,910	\$133,710	42%	58%
Revenue	\$0	\$143,104	(\$143,104)	NC	NC

Revenue

Police	\$357,799	\$114,978	\$242,822	32%	68%
Animal Control	\$51,710	\$41,029	\$10,681	79%	21%

Volunteers

ACTIVE

	Oct 1-Oct 31	Total	% Active
CVPs	30	37	81
CVPRs	22	29	76
CVAs	1	2	50

Active means any recorded hours

HOURS

	Oct 1-Oct 31	YTD	
CVPs	1209*	7974	* D. Drieberg reported 298 hrs and E. Aguilar reported 138 hrs for the month.
CVPRs	647	7912	
CVAs	77	-	